

JACKSON COUNTY TOURISM
DEVELOPMENT
AUTHORITY



FINANCIAL REPORT
NOVEMBER 30, 2022

JACKSON COUNTY TOURISM DEVELOPMENT AUTHORITY

November 30, 2022

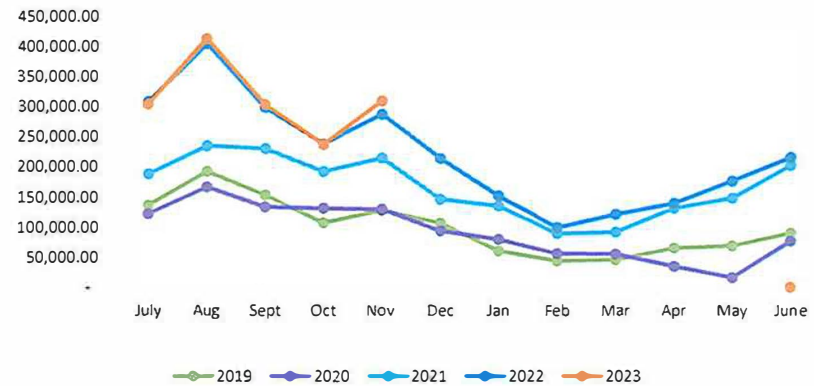
* November Room Occupancy Tax collections totaled \$307,265.38 with \$512.99 collected for penalties. The YTD collection total is \$1,254,477.64 - 60.90% of budget. The Airbnb total was \$43,190.61; the Home Away/VRBO total was \$44,488.06 and the VACASA,NC total was \$11,945.27.

* 95 accounts reported for October rentals (increase of 2 accounts from last year). The collections were up 7.96% from the same period in 2021.

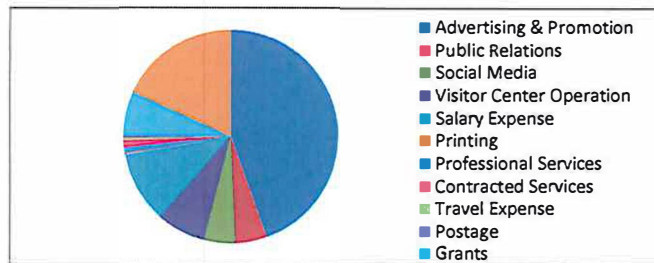
* The cash balance at November 30, 2022 is \$206,110.91 and investments total \$3,000,000.

* The expenses for November were \$179,490.28. The FYTD expenses totaled \$809,949.90 with encumbrances of \$72,220.24, for a combined total of \$882,170.14 - 32.96% of budget.

Fiscal YTD Collections



TDA Expenses as of November 30, 2022

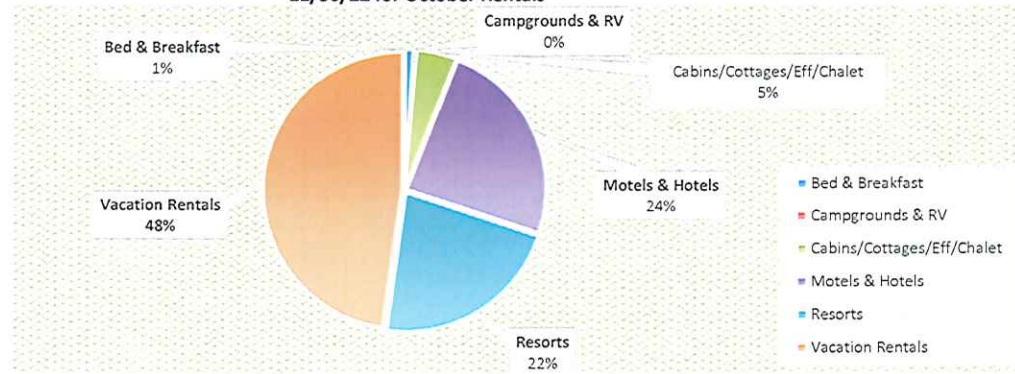


Advertising & Promotion	\$ 79,934.14
Public Relations	\$ 8,507.39
Social Media	\$ 8,456.28
Visitor Center Operation	\$ 13,305.67
Salary Expense	\$ 19,600.93
Printing	\$ 409.98
Professional Services	\$ 1,354.17
Contracted Services	\$ 2,029.28
Travel Expense	\$ 823.64
Postage	\$ 472.41
Grants	\$ 12,000.00
Other	\$ 32,596.39
Total	\$ 179,490.28



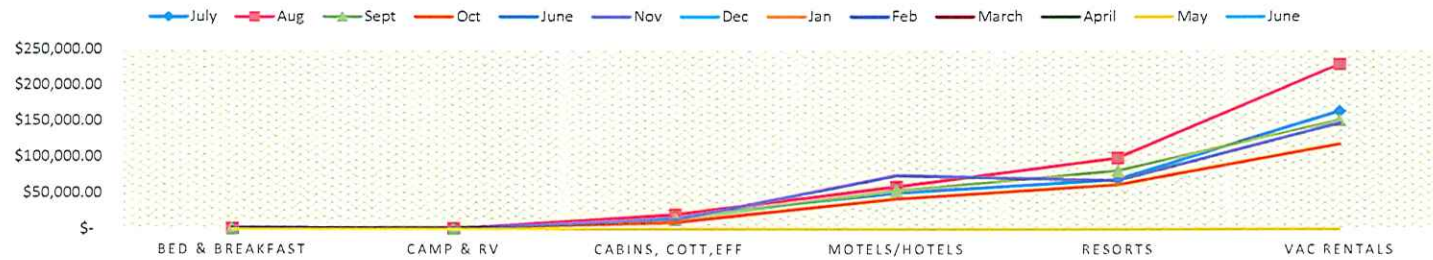
	2019	2020	2021	2022	2023
July	135,881.68	122,421.68	187,832.18	306,871.17	302,567.11
Aug	191,736.34	166,057.35	233,507.83	402,414.91	410,949.64
Sept	152,650.37	133,172.02	228,972.44	296,676.95	301,922.72
Oct	106,838.84	130,912.47	191,265.61	236,495.92	235,450.13
Nov	127,342.88	129,268.34	213,445.79	285,094.57	307,778.37
Dec	106,016.63	93,829.84	145,657.78	212,552.55	-
Jan	60,207.39	79,652.13	134,351.26	150,929.14	-
Feb	43,528.62	55,878.75	89,094.11	98,820.63	-
Mar	45,185.00	55,161.52	91,596.16	120,494.03	-
Apr	64,498.34	34,404.69	130,350.75	138,246.01	-
May	68,385.86	15,854.63	146,638.28	175,198.14	-
June	89,275.51	76,044.67	200,754.27	213,644.17	-
Total	\$ 1,191,547.46	\$ 1,092,658.09	\$ 1,993,466.46	\$ 2,637,438.19	\$ 1,558,667.97

**Room Occupancy Tax Collections
11/30/22 for October Rentals**



Bed & Breakfast	\$	2,850.42
Campgrounds & RV	\$	1,197.93
Cabins/Cottages/Eff/Chalet	\$	14,010.84
Motels & Hotels	\$	74,638.94
Resorts	\$	67,817.36
Vacation Rentals	\$	147,262.88
	\$	307,778.37

ROOM OCCUPANCY TAX COLLECTIONS BY TYPE



COLLECTIONS BY TYPE

	Bed & Breakfast	Camp & Rv	Cabins, Cott, Eff	Motels/Hotels	Resorts	Vac Rentals	Totals
July	\$ 1,680.89	\$ 531.62	\$ 16,926.78	\$ 50,646.80	\$ 68,917.02	\$ 163,864.00	\$ 302,567.11
Aug	\$ 1,597.98	\$ 993.51	\$ 20,272.84	\$ 59,286.65	\$ 99,052.89	\$ 229,745.77	\$ 410,949.64
Sept	\$ 1,746.69	\$ 905.66	\$ 13,690.86	\$ 53,460.75	\$ 81,119.49	\$ 150,999.27	\$ 301,922.72
Oct	\$ 1,224.91	\$ 2,230.52	\$ 9,694.50	\$ 42,283.90	\$ 62,146.50	\$ 117,869.80	\$ 235,450.13
Nov	\$ 2,850.42	\$ 1,197.93	\$ 14,010.84	\$ 74,638.94	\$ 67,817.36	\$ 147,262.88	\$ 307,778.37
Dec							\$ -
Jan							\$ -
Feb							\$ -
March							\$ -
April							\$ -
May							\$ -
June							\$ -
	\$ 9,100.89	\$ 5,859.24	\$ 74,595.82	\$ 280,317.04	\$ 379,053.26	\$ 809,741.72	\$ 1,558,667.97
% By Type	0.58%	0.38%	4.79%	17.98%	24.32%	51.95%	100.00%



**JACKSON COUNTY TOURISM DEVELOPMENT AUTHORITY
TOTAL ROOM OCCUPANCY TAX COLLECTIONS BY MONTH**

Month	Tax Collected	# Units Reporting	% of Inc/Dec
July-2021	\$ 306,871.17	107	
July-2022	\$ 302,567.11	79	-1.40%
	\$ (4,304.06)	-28	
August-2021	\$ 402,414.91	115	
August-2022	\$ 410,949.64	98	2.12%
	\$ 8,534.73	-17	
September-2021	\$ 296,676.95	93	
September-2022	\$ 301,922.72	88	1.77%
	\$ 5,245.77	-5	
October-2021	\$ 236,495.92	93	
October-2022	\$ 235,450.13	85	-0.44%
	\$ (1,045.79)	-8	
November-2021	\$ 285,094.57	93	
November-2022	\$ 307,783.37	95	7.96%
	\$ 22,688.80	2	
December-2021	\$ 212,552.55	86	
December-2022	\$ -		-100.00%
	\$ (212,552.55)	-86	
January-2022	\$ 150,929.14	71	
January-2023	\$ -		-100.00%
	\$ (150,929.14)	-71	
February-2022	\$ 98,820.63	71	
February-2023	\$ -		-100.00%
	\$ (98,820.63)	-71	
March-2022	\$ 120,494.03	70	
March-2023	\$ -		-100.00%
	\$ (120,494.03)	-70	
April-2022	\$ 138,246.01	65	
April-2023	\$ -		-100.00%
	\$ (138,246.01)	-65	
May-2022	\$ 175,198.14	73	
May-2023	\$ -		-100.00%
	\$ (175,198.14)	-73	
June-2022	\$ 213,644.17	80	
June-2023	\$ -		-100.00%
	\$ (213,644.17)	-80	
FYTD 2022	\$ 2,637,438.19		
FYTD 2023	\$ 1,558,672.97		

COUNTY OF JACKSON
 Trial Balance - Balance Sheet Accounts
 Report dates 07/01/2022 - thru - 06/30/2023

Account Number	Account Description	Beginning Balance Dr (Cr)	Debits	Credits	Ending Balance Dr (Cr)
24-1110-000-00	CASH ON HAND	457,620.70	2,241,890.40	2,493,400.19	206,110.91
24-1130-000-00	CASH IN TIME DEPOSIT	2,000,000.00	1,000,000.00	0.00	3,000,000.00
24-1231-000-00	ACCOUNTS RECEIVABLE	304,044.32	0.00	304,044.32	0.00
24-1232-892-00	ACCTS RECEIVABLE SALES TAX	4,233.46	1,022.35	0.00	5,255.81
24-1232-893-00	ACCTS RECEIVABLE SALES TAX	0.00	69.60	69.60	0.00
Total Asset		2,765,898.48	3,242,982.35	2,797,514.11	3,211,366.72
24-2100-000-00	ACCOUNTS PAYABLE	(13,288.16)	745,621.46	736,167.89	(3,834.59)
24-2200-000-00	ACCRUED VACATION PAYABLE	(205.38)	205.38	0.00	0.00
24-2200-175-00	FEDERAL TAX PAYABLE	0.00	9,128.16	9,128.16	0.00
24-2200-176-00	STATE TAX PAYABLE	0.00	3,121.00	3,121.00	0.00
24-2200-181-00	FICA TAX PAYABLE	0.00	5,399.61	5,399.61	0.00
24-2200-182-00	RETIREMENT PAYABLE	0.01	10,907.83	13,051.97	(2,144.13)
24-2200-187-00	MEDICARE TAX PAYABLE	0.00	1,176.91	1,176.91	0.00
24-2300-000-11	DUE TO GENERAL	0.00	661,051.94	661,051.94	0.00
24-2900-000-00	FUND BALANCE	(2,561,462.95)	0.00	0.00	(2,561,462.95)
24-2900-000-01	RES BY STATE STATUTE	(190,942.00)	0.00	0.00	(190,942.00)
24-2912-000-00	RESERVE FOR ENCUMBRANCES	0.00	922,349.04	838,403.62	83,945.42
24-2912-000-01	RESERVE FOR ENCUMBRANCES-PRIOR YEAR	0.00	838,403.62	922,349.04	(83,945.42)
24-3000-000-00	REVENUE CONTROL	0.00	304,844.57	1,576,936.74	(1,272,092.17)
24-4000-000-00	EXPENDITURE CONTROL	0.00	854,986.46	35,877.34	819,109.12
Total Liability		(2,765,898.48)	4,357,195.98	4,802,664.22	(3,211,366.72)
Total TOURISM DEVELOPMENT AUTH		0.00	7,600,178.33	7,600,178.33	0.00

COUNTY OF JACKSON
Income Statement
Report dates 07/01/2022 - thru - 11/30/2022

Account Number	Description	Adjusted Budget	Debits and Credits	Debits and Credits	Encumbrances	Balance	%
		07/01/2022 11/30/2022	11/01/2022 11/30/2022	07/01/2022 11/30/2022	07/01/2022 11/30/2022	07/01/2022 11/30/2022	Used
24-3230-130-00	JACKSON COUNTY TDA	2,060,000.00	307,265.38	1,254,477.64	0.00	805,522.36	60.90
	TAX REVENUE	2,060,000.00	307,265.38	1,254,477.64	0.00	805,522.36	60.90
24-3270-170-01	JACKSON TDA - PENALTY	5,000.00	517.99	1,628.22	0.00	3,371.78	32.56
24-3270-190-00	MARKETING AND ADVERTISIN	10,000.00	0.00	0.00	0.00	10,000.00	0.00
	PENALTY & INTEREST	15,000.00	517.99	1,628.22	0.00	13,371.78	10.85
24-3831-491-00	INVESTMENT EARNINGS	1,000.00	5,599.18	16,259.12	0.00	-15,259.12	1,625.9
	REVENUES	1,000.00	5,599.18	16,259.12	0.00	-15,259.12	1,625.9
24-3991-000-00	FUND BALANCE	600,098.00	0.00	0.00	0.00	600,098.00	0.00
	FUND BALANCE	600,098.00	0.00	0.00	0.00	600,098.00	0.00
DEPARTMENT TOTAL Revenue		2,676,098.00	313,382.55	1,272,364.98	0.00	1,403,733.02	47.55
24-4926-121-00	SALARIES & WAGES	210,000.00	14,153.04	75,039.01	0.00	134,960.99	35.73
24-4926-170-00	BOARD MEMBER EXPENSE	900.00	0.00	94.24	0.00	805.76	10.47
24-4926-181-00	SOCIAL SECURITY CONTRIBU	13,020.00	877.48	4,665.15	0.00	8,354.85	35.83
24-4926-182-00	RETIREMENT EXPENSE	25,410.00	1,433.38	7,714.25	0.00	17,695.75	30.36
24-4926-183-00	HOSPITALIZATION INSURANC	22,758.00	703.50	5,773.77	0.00	16,984.23	25.37
24-4926-185-00	UNEMPLOYMENT INSURANCE	780.00	2,161.31	2,293.93	0.00	-1,513.93	294.09
24-4926-186-00	WORKMAN'S COMPENSATION	2,055.00	67.00	2,327.50	0.00	-272.50	113.26
24-4926-187-00	MEDICARE TAX	3,045.00	205.22	1,091.03	0.00	1,953.97	35.83
24-4926-190-00	PROFESSIONAL SER-COUNTY	16,250.00	1,354.17	6,770.85	0.00	9,479.15	41.67
24-4926-191-00	PROFESSIONAL SER-AUDIT	7,200.00	0.00	5,400.00	0.00	1,800.00	75.00
24-4926-192-00	LEGAL SERVICES	2,000.00	0.00	0.00	0.00	2,000.00	0.00
24-4926-260-00	OFFICE SUPPLIES	6,000.00	80.42	280.49	0.00	5,719.51	4.67
24-4926-299-00	MISCELLANEOUS	10,520.00	358.50	2,449.83	0.00	8,070.17	23.29
24-4926-311-00	TRAVEL	49,550.00	823.64	21,934.57	0.00	27,615.43	44.27
24-4926-321-00	TELEPHONE	5,800.00	480.42	1,161.40	0.00	4,638.60	20.02
24-4926-321-01	TELEPHONE-VISITOR CENTER	4,430.00	745.84	3,762.65	0.00	667.35	84.94
24-4926-325-00	POSTAGE	34,678.00	472.41	6,747.74	0.00	27,930.26	19.46
24-4926-331-00	UTILITIES	2,000.00	256.21	1,208.97	0.00	791.03	60.45
24-4926-341-00	PRINTING	106,741.00	409.98	5,925.61	1,333.12	99,482.27	6.80
24-4926-351-00	REPAIRS & MAINT-BUILDING	500.00	0.00	0.00	0.00	500.00	0.00
24-4926-370-00	AD FIRM MEDIA	473,310.00	53,959.48	227,109.41	0.00	246,200.59	47.98
24-4926-370-01	WEBSITE SERVICE	21,600.00	1,800.00	10,600.00	0.00	11,000.00	49.07

COUNTY OF JACKSON
Income Statement
Report dates 07/01/2022 - thru - 11/30/2022

Account Number	Description	Adjusted Budget	Debits and Credits	Debits and Credits	Encumbrances	Balance	%
		07/01/2022 11/30/2022	11/01/2022 11/30/2022	07/01/2022 11/30/2022	07/01/2022 11/30/2022	07/01/2022 11/30/2022	Used
24-4926-370-02	CREATIVE & PRODUCTION SE	90,000.00	9,458.75	39,461.08	0.00	50,538.92	43.85
24-4926-370-03	DIGITAL CAMPAIGN REPORTI	13,200.00	1,100.00	6,500.00	0.00	6,700.00	49.24
24-4926-370-04	E-MAIL CAMPAIGNS	21,600.00	600.00	7,400.00	0.00	14,200.00	34.26
24-4926-370-05	SEM MANAGEMENT	18,000.00	1,500.00	8,700.00	0.00	9,300.00	48.33
24-4926-370-07	SOCIAL MEDIA	21,000.00	0.00	0.00	0.00	21,000.00	0.00
24-4926-370-09	SOCIAL MEDIA SPEND	123,000.00	8,456.28	33,487.38	69,656.63	19,855.99	83.86
24-4926-393-00	VISITOR CENTER OPERATION	168,067.00	13,305.67	75,024.35	0.00	93,042.65	44.64
24-4926-393-01	PUBLIC RELATIONS	105,000.00	8,507.39	42,731.73	0.00	62,268.27	40.70
24-4926-393-02	CONTRACTED SERVICES	22,000.00	1,833.33	9,166.65	0.00	12,833.35	41.67
24-4926-393-03	CONTRACTED SERVICES-RECO	1,400.00	0.00	0.00	0.00	1,400.00	0.00
24-4926-393-05	CONTRACTED-WEBSITE	12,500.00	3,000.00	4,750.00	0.00	7,750.00	38.00
24-4926-393-06	CONTRACTED-AD FIRM RETAI	60,840.00	5,070.00	30,420.00	0.00	30,420.00	50.00
24-4926-393-07	CONTRACTED SERVICES-STR	8,280.00	0.00	8,942.00	0.00	-662.00	108.00
24-4926-393-08	CONTRACTED-AD FIRM MISC	13,192.00	1,546.61	7,372.94	0.00	5,819.06	55.89
24-4926-393-11	SOFTWARE, INTERNET, MISC S	64,024.00	1,899.30	40,701.04	0.00	23,322.96	63.57
24-4926-393-14	CONTRACTED SERVICES-HR O	6,259.00	195.95	1,296.75	0.00	4,962.25	20.72
24-4926-393-15	RESEARCH AND ANALYTICS	68,500.00	27,500.00	62,950.00	0.00	5,550.00	91.90
24-4926-393-16	VISTNC FARMS APP	1,500.00	0.00	0.00	0.00	1,500.00	0.00
24-4926-412-00	BUILDING RENT	23,280.00	1,900.00	9,500.00	0.00	13,780.00	40.81
24-4926-454-00	INSURANCE	3,447.00	1,000.00	1,000.00	0.00	2,447.00	29.01
24-4926-491-00	DUES AND SUBSCRIPTIONS	7,362.00	275.00	8,208.30	0.00	-846.30	111.50
24-4926-550-00	CAPITAL OUTLAY	5,000.00	0.00	0.00	1,230.49	3,769.51	24.61
24-4926-550-01	CAPITAL PROJECTS	742,000.00	0.00	0.00	0.00	742,000.00	0.00
24-4926-699-00	GRANTS	50,000.00	12,000.00	12,000.00	0.00	38,000.00	24.00
24-4926-699-02	MISCELLANEOUS DONATIONS	8,100.00	0.00	7,987.28	0.00	112.72	98.61
24-4926-990-00	CONTINGENCY	0.00	0.00	0.00	0.00	0.00	0.00
TOURISM DEVELOPMENT AUTHORITY		2,676,098.00	179,490.28	809,949.90	72,220.24	1,793,927.86	32.96
DEPARTMENT TOTAL Expense		-2,676,098.00	-179,490.28	-809,949.90	72,220.24	-1,793,927.86	32.96
Fund 24 TOURISM DEVELOPMENT AUTH		0.00	133,892.27	462,415.08	72,220.24	-390,194.84	40.26

ACCOUNT ACTIVITY ANALYSIS

BC2001 BEGINNING 11/01/22 ENDING 11/30/22

TRANS DATE	PO NUMBER	INVOICE NUMBER	CHECK NUMBER	TRANSACTION/ VENDOR NAME	BEGINNING BAL/BUDGET	DEBITS	CREDITS	BALANCE
ACCOUNT # 24-4926-121-00 DESC: SALARIES & WAGES ASN:								
11/01/22				BUDGET BALANCE	210,000.00			60,885.97
11/10/22	TLJ		JE-230662	JOE: TDA PAYROLL 11/10/22	0.00	7,158.63	0.00	68,044.60
11/23/22	TLJ		JE-230703	JOE: TDA PAYROLL 11/23/22	0.00	6,994.41	0.00	75,039.01
TOTALS					210,000.00	75,244.39	205.38	75,039.01

ACCOUNT # 24-4926-126-00 DESC: PART-TIME SALARIES ASN:								
11/01/22				BUDGET BALANCE	0.00			0.00
TOTALS					0.00	0.00	0.00	0.00

ACCOUNT # 24-4926-170-00 DESC: BOARD MEMBER EXPENSE ASN:								
TOTALS					900.00	94.24	0.00	94.24

ACCOUNT # 24-4926-181-00 DESC: SOCIAL SECURITY CONTRIBUTION ASN:								
11/10/22	TLJ		JE-230665	JOE: TDA TAX DRAFT 11/10/	0.00	443.83	0.00	4,231.50
11/22/22	TLJ		JE-230705	JOE: TDA PAYROLL TAX 11/2	0.00	433.65	0.00	4,665.15
TOTALS					13,020.00	4,665.15	0.00	4,665.15

ACCOUNT # 24-4926-182-00 DESC: RETIREMENT EXPENSE ASN:								
11/01/22				BUDGET BALANCE	25,410.00			6,280.87
11/10/22	TLJ		JE-230665	JOE: TDA TAX DRAFT 11/10/	0.00	716.69	0.00	6,997.56
11/22/22	TLJ		JE-230705	JOE: TDA PAYROLL TAX 11/2	0.00	716.69	0.00	7,714.25
TOTALS					25,410.00	9,226.77	1,512.52	7,714.25

ACCOUNT # 24-4926-183-00 DESC: HOSPITALIZATION INSURANCE ASN:								
11/01/22				BUDGET BALANCE	22,758.00			5,070.27
11/18/22		11/11/22	04*2400004	BCBS OF NC	0.00	613.41	0.00	5,683.68
11/21/22		555335	04*2400013	COMPANION LIFE INSURANCE	0.00	90.09	0.00	5,773.77

BC2001 BEGINNING 11/01/22 ENDING 11/30/22

TRANS DATE	PO NUMBER	INVOICE NUMBER	CHECK NUMBER	TRANSACTION/ VENDOR NAME	BEGINNING BAL/BUDGET	DEBITS	CREDITS	BALANCE
------------	-----------	----------------	--------------	-----------------------------	-------------------------	--------	---------	---------

ACCOUNT # 24-4926-183-00 DESC: HOSPITALIZATION INSURANCE ASN: =====> CONTINUED <=====

TOTALS					22,758.00	5,773.77	0.00	5,773.77
--------	--	--	--	--	-----------	----------	------	----------

ACCOUNT # 24-4926-185-00 DESC: UNEMPLOYMENT INSURANCE ASN:

11/01/22				BUDGET BALANCE	780.00			132.62
11/10/22	TLJ		JE-230665	JOE: TDA TAX DRAFT 11/10/	0.00	15.07	0.00	147.69
11/21/22		11/14/22	04*2400002	EMPLOYMENT SECURITY COMMI	0.00	2,133.17	0.00	2,280.86
11/22/22	TLJ		JE-230705	JOE: TDA PAYROLL TAX 11/2	0.00	13.07	0.00	2,293.93

TOTALS					780.00	2,293.93	0.00	2,293.93
--------	--	--	--	--	--------	----------	------	----------

ACCOUNT # 24-4926-186-00 DESC: WORKMAN'S COMPENSATION ASN:

11/01/22				BUDGET BALANCE	2,055.00			2,260.50
11/18/22		10/26/2022	04*2400012	ACCIDENT FUND INSURANCE	0.00	67.00	0.00	2,327.50

TOTALS					2,055.00	2,533.00	205.50	2,327.50
--------	--	--	--	--	----------	----------	--------	----------

ACCOUNT # 24-4926-187-00 DESC: MEDICARE TAX ASN:

11/01/22				BUDGET BALANCE	3,045.00			885.81
11/10/22	TLJ		JE-230665	JOE: TDA TAX DRAFT 11/10/	0.00	103.81	0.00	989.62
11/22/22	TLJ		JE-230705	JOE: TDA PAYROLL TAX 11/2	0.00	101.41	0.00	1,091.03

TOTALS					3,045.00	1,176.91	85.88	1,091.03
--------	--	--	--	--	----------	----------	-------	----------

ACCOUNT # 24-4926-190-00 DESC: PROFESSIONAL SER-COUNTY ASN:

11/01/22				BUDGET BALANCE	16,250.00			5,416.68
11/30/22	TLJ		JE-230720	JOE: TDA ADMIN 11/2022	0.00	1,354.17	0.00	6,770.85

TOTALS					16,250.00	6,770.85	0.00	6,770.85
--------	--	--	--	--	-----------	----------	------	----------

ACCOUNT # 24-4926-191-00 DESC: PROFESSIONAL SER-AUDIT ASN:

11/01/22				BUDGET BALANCE	7,200.00			5,400.00
----------	--	--	--	----------------	----------	--	--	----------

ACCOUNT ACTIVITY ANALYSIS

BC2001

BEGINNING 11/01/22 ENDING 11/30/22

TRANS DATE	PO NUMBER	INVOICE NUMBER	CHECK NUMBER	TRANSACTION/ VENDOR NAME	BEGINNING BAL/BUDGET	DEBITS	CREDITS	BALANCE
ACCOUNT # 24-4926-191-00 DESC: PROFESSIONAL SER-AUDIT ASN: =====> CONTINUED <=====								
TOTALS					7,200.00	5,400.00	0.00	5,400.00
ACCOUNT # 24-4926-192-00 DESC: LEGAL SERVICES ASN:								
TOTALS					2,000.00	0.00	0.00	0.00
ACCOUNT # 24-4926-260-00 DESC: OFFICE SUPPLIES ASN:								
11/10/22		28265743	01*285591	QUILL CORPORATION - 69460	0.00	27.81	0.00	227.88
11/10/22		28265743	01*285591	QUILL CORPORATION - 69460	0.00	0.00	1.82	226.06
11/18/22		14LK-7KLP-	04*2400011	AMAZON CAPITAL SERVICES	0.00	58.24	0.00	284.30
11/18/22		14LK-7KLP-	04*2400011	AMAZON CAPITAL SERVICES	0.00	0.00	3.81	280.49
TOTALS					6,000.00	436.95	156.46	280.49
ACCOUNT # 24-4926-299-00 DESC: MISCELLANEOUS ASN:								
11/01/22				BUDGET BALANCE	10,520.00			2,091.33
11/01/22		10/28/2022	01*285676	HELPING HANDS SERVICE CO.	0.00	220.00	0.00	2,311.33
11/14/22		235458	04*2400008	CHEROKEE BOTTLED WATER	0.00	8.01	0.00	2,319.34
11/14/22		235458	04*2400008	CHEROKEE BOTTLED WATER	0.00	0.00	0.51	2,318.83
11/16/22		1188	04*2400001	KRYSTAL CLEAN LLC	0.00	120.00	0.00	2,438.83
11/21/22		237630	04*2400008	CHEROKEE BOTTLED WATER	0.00	11.74	0.00	2,450.57
11/21/22		237630	04*2400008	CHEROKEE BOTTLED WATER	0.00	0.00	0.74	2,449.83
TOTALS					10,520.00	2,479.63	29.80	2,449.83
ACCOUNT # 24-4926-311-00 DESC: TRAVEL ASN:								
11/01/22				BUDGET BALANCE	49,550.00			21,110.93
11/01/22		110422	01*285697	BUSINESS CARD	0.00	703.42	0.00	21,814.35
11/01/22		110422	01*285697	BUSINESS CARD	0.00	0.00	45.98	21,768.37
11/16/22		111622	02*10524	TIFFANY COLLINS	0.00	167.04	0.00	21,935.41
11/16/22		111622	02*10524	TIFFANY COLLINS	0.00	0.00	0.84	21,934.57
TOTALS					49,550.00	24,596.18	2,661.61	21,934.57

ACCOUNT ACTIVITY ANALYSIS

BC2001 BEGINNING 11/01/22 ENDING 11/30/22

TRANS DATE	PO NUMBER	INVOICE NUMBER	CHECK NUMBER	TRANSACTION/ VENDOR NAME	BEGINNING BAL/BUDGET	DEBITS	CREDITS	BALANCE
------------	-----------	----------------	--------------	-----------------------------	-------------------------	--------	---------	---------

ACCOUNT # 24-4926-311-00 DESC: TRAVEL ASN: =====> CONTINUED <=====

ACCOUNT # 24-4926-321-00 DESC: TELEPHONE ASN:

11/01/22				BUDGET BALANCE	5,800.00			680.98
11/07/22	141583		01*285734	BALSAMWEST	0.00	480.42	0.00	1,161.40
TOTALS					5,800.00	2,451.11	1,289.71	1,161.40

ACCOUNT # 24-4926-321-01 DESC: TELEPHONE-VISITOR CENTERS ASN:

11/01/22				BUDGET BALANCE	4,430.00			3,016.81
11/07/22	140411		01*285734	BALSAMWEST	0.00	381.21	0.00	3,398.02
11/07/22	140412		01*285734	BALSAMWEST	0.00	364.63	0.00	3,762.65
TOTALS					4,430.00	3,762.65	0.00	3,762.65

ACCOUNT # 24-4926-325-00 DESC: POSTAGE ASN:

11/01/22				BUDGET BALANCE	34,678.00			6,275.33
11/01/22	17VA27442		01*285524	UPS	0.00	13.94	0.00	6,289.27
11/07/22	17VA27452		01*285673	UPS	0.00	27.94	0.00	6,317.21
11/08/22	3316571399		01*285575	PITNEY BOWES INC.	0.00	372.79	0.00	6,690.00
11/08/22	3316571399		01*285575	PITNEY BOWES INC.	0.00	0.00	19.87	6,670.13
11/21/22	17VA27462		04*2400010	UPS	0.00	4.39	0.00	6,674.52
11/21/22	17VA27432		04*2400010	UPS	0.00	73.22	0.00	6,747.74
TOTALS					34,678.00	7,308.70	560.96	6,747.74

ACCOUNT # 24-4926-331-00 DESC: UTILITIES ASN:

11/01/22				BUDGET BALANCE	2,000.00			952.76
11/01/22	214596		01*285531	OWENS & GATES LLC	0.00	40.00	0.00	992.76
11/22/22	11/15/2022		04*2400003	DUKE ENERGY	0.00	216.21	0.00	1,208.97
TOTALS					2,000.00	1,208.97	0.00	1,208.97

ACCOUNT # 24-4926-341-00 DESC: PRINTING ASN:

11/01/22				BUDGET BALANCE	106,741.00			5,515.63
----------	--	--	--	----------------	------------	--	--	----------

ACCOUNT ACTIVITY ANALYSIS

BC2001

BEGINNING 11/01/22 ENDING 11/30/22

TRANS DATE	PO NUMBER	INVOICE NUMBER	CHECK NUMBER	TRANSACTION/ VENDOR NAME	BEGINNING BAL/BUDGET	DEBITS	CREDITS	BALANCE
ACCOUNT # 24-4926-341-00 DESC: PRINTING ASN: =====> CONTINUED <=====								
11/01/22		110322	01*285696	BUSINESS CARD	0.00	85.78	0.00	5,601.41
11/01/22		110322	01*285696	BUSINESS CARD	0.00	0.00	1.96	5,599.45
11/18/22	230359	54664	04*2400009	THE PRINT HAUS	0.00	348.99	0.00	5,948.44
11/18/22		54664	04*2400009	THE PRINT HAUS	0.00	0.00	22.83	5,925.61
TOTALS					106,741.00	6,179.82	254.21	5,925.61
ACCOUNT # 24-4926-351-00 DESC: REPAIRS & MAINT-BUILDING ASN:								
11/01/22				BUDGET BALANCE	500.00			0.00
TOTALS					500.00	0.00	0.00	0.00
ACCOUNT # 24-4926-370-00 DESC: AD FIRM MEDIA ASN:								
11/10/22		52153-5218	01*285762	RAWLE MURDY ASSOCIATES, I	0.00	53,959.48	0.00	227,109.41
TOTALS					473,310.00	232,109.41	5,000.00	227,109.41
ACCOUNT # 24-4926-370-01 DESC: WEBSITE SERVICE ASN:								
11/01/22				BUDGET BALANCE	21,600.00			8,800.00
11/10/22		52153-5218	01*285762	RAWLE MURDY ASSOCIATES, I	0.00	1,800.00	0.00	10,600.00
TOTALS					21,600.00	10,600.00	0.00	10,600.00
ACCOUNT # 24-4926-370-02 DESC: CREATIVE & PRODUCTION SERVICES ASN:								
11/01/22				BUDGET BALANCE	90,000.00			30,002.33
11/10/22		52153-5218	01*285762	RAWLE MURDY ASSOCIATES, I	0.00	9,458.75	0.00	39,461.08
TOTALS					90,000.00	39,461.08	0.00	39,461.08
ACCOUNT # 24-4926-370-03 DESC: DIGITAL CAMPAIGN REPORTING ASN:								
11/01/22				BUDGET BALANCE	13,200.00			5,400.00
11/10/22		52153-5218	01*285762	RAWLE MURDY ASSOCIATES, I	0.00	1,100.00	0.00	6,500.00

ACCOUNT ACTIVITY ANALYSIS

BC2001

BEGINNING 11/01/22 ENDING 11/30/22

TRANS DATE	PO NUMBER	INVOICE NUMBER	CHECK NUMBER	TRANSACTION/ VENDOR NAME	BEGINNING BAL/BUDGET	DEBITS	CREDITS	BALANCE

ACCOUNT # 24-4926-370-03 DESC: DIGITAL CAMPAIGN REPORTING ASN: =====> CONTINUED <=====								

				TOTALS	13,200.00	6,500.00	0.00	6,500.00
=====								

ACCOUNT # 24-4926-370-04 DESC: E-MAIL CAMPAIGNS ASN:

11/01/22				BUDGET BALANCE	21,600.00			6,800.00
11/10/22		52153-5218	01*285762	RAWLE MURDY ASSOCIATES, I	0.00	600.00	0.00	7,400.00

				TOTALS	21,600.00	7,400.00	0.00	7,400.00
=====								

ACCOUNT # 24-4926-370-05 DESC: SEM MANAGEMENT ASN:

11/01/22				BUDGET BALANCE	18,000.00			7,200.00
11/10/22		52153-5218	01*285762	RAWLE MURDY ASSOCIATES, I	0.00	1,500.00	0.00	8,700.00

				TOTALS	18,000.00	8,700.00	0.00	8,700.00
=====								

ACCOUNT # 24-4926-370-07 DESC: SOCIAL MEDIA ASN:

11/01/22				BUDGET BALANCE	0.00			0.00

				TOTALS	0.00	0.00	0.00	0.00
=====								

ACCOUNT # 24-4926-370-09 DESC: SOCIAL MEDIA SPEND ASN:

11/01/22	230021	102522	01*285528	BUSINESS CARD	0.00	8,197.28	0.00	33,228.38
11/01/22		110422	01*285697	BUSINESS CARD	0.00	259.00	0.00	33,487.38

				TOTALS	123,000.00	33,487.38	0.00	33,487.38
=====								

ACCOUNT # 24-4926-393-00 DESC: VISITOR CENTER OPERATIONS ASN:

11/01/22				BUDGET BALANCE	168,067.00			61,718.68
11/02/22		213505-A	01*285590	CASHIERS AREA CHAMBER OF	0.00	5,500.00	0.00	67,218.68
11/02/22		213505-B	01*285590	CASHIERS AREA CHAMBER OF	0.00	765.00	0.00	67,983.68
11/04/22		213517-A	01*285568	JACKSON CO. CHAMBER OF CO	0.00	6,000.00	0.00	73,983.68
11/04/22		213517-B	01*285568	JACKSON CO. CHAMBER OF CO	0.00	852.00	0.00	74,835.68

ACCOUNT ACTIVITY ANALYSIS

BC2001

BEGINNING 11/01/22 ENDING 11/30/22

TRANS DATE	PO NUMBER	INVOICE NUMBER	CHECK NUMBER	TRANSACTION/ VENDOR NAME	BEGINNING BAL/BUDGET	DEBITS	CREDITS	BALANCE
ACCOUNT # 24-4926-393-00 DESC: VISITOR CENTER OPERATIONS ASN: =====> CONTINUED <=====								
11/04/22		213517-C	01*285568	JACKSON CO. CHAMBER OF CO	0.00	188.67	0.00	75,024.35
TOTALS					168,067.00	82,876.35	7,852.00	75,024.35

ACCOUNT # 24-4926-393-01 DESC: PUBLIC RELATIONS ASN:								
11/01/22				BUDGET BALANCE	105,000.00			34,224.34
11/10/22		63971	01*285802	LOU HAMMOND GROUP ATLANTA	0.00	2,257.39	0.00	36,481.73
11/21/22		63975	04*2400014	LOU HAMMOND GROUP ATLANTA	0.00	6,250.00	0.00	42,731.73
TOTALS					105,000.00	42,736.14	4.41	42,731.73

ACCOUNT # 24-4926-393-02 DESC: CONTRACTED SERVICES ASN:								
11/01/22				BUDGET BALANCE	22,000.00			7,333.32
11/30/22		TLJ	JE-230720	JOE: TDA ADMIN 11/2022	0.00	1,833.33	0.00	9,166.65
TOTALS					22,000.00	9,166.65	0.00	9,166.65

ACCOUNT # 24-4926-393-03 DESC: CONTRACTED SERVICES-RECORDING ASN:								
11/01/22				BUDGET BALANCE	1,400.00			0.00
TOTALS					1,400.00	0.00	0.00	0.00

ACCOUNT # 24-4926-393-05 DESC: CONTRACTED-WEBSITE ASN:								
11/10/22		52153-5218	01*285762	RAWLE MURDY ASSOCIATES, I	0.00	3,000.00	0.00	4,750.00
TOTALS					12,500.00	4,750.00	0.00	4,750.00

ACCOUNT # 24-4926-393-06 DESC: CONTRACTED-AD FIRM RETAINER ASN:								
11/01/22				BUDGET BALANCE	60,840.00			25,350.00
11/10/22		52153-5218	01*285762	RAWLE MURDY ASSOCIATES, I	0.00	5,070.00	0.00	30,420.00
TOTALS					60,840.00	30,420.00	0.00	30,420.00

ACCOUNT ACTIVITY ANALYSIS

BC2001 BEGINNING 11/01/22 ENDING 11/30/22

TRANS DATE	PO NUMBER	INVOICE NUMBER	CHECK NUMBER	TRANSACTION/ VENDOR NAME	BEGINNING BAL/BUDGET	DEBITS	CREDITS	BALANCE
------------	-----------	----------------	--------------	-----------------------------	-------------------------	--------	---------	---------

ACCOUNT # 24-4926-393-06 DESC: CONTRACTED-AD FIRM RETAINER ASN: =====> CONTINUED <=====

ACCOUNT # 24-4926-393-07 DESC: CONTRACTED SERVICES-STR ASN:

11/01/22				BUDGET BALANCE	8,280.00			8,942.00

				TOTALS	8,280.00	8,942.00	0.00	8,942.00
=====								

ACCOUNT # 24-4926-393-08 DESC: CONTRACTED-AD FIRM MISC ASN:

11/10/22		52153-5218	01*285762	RAWLE MURDY ASSOCIATES, I	0.00	1,546.61	0.00	7,372.94

				TOTALS	13,192.00	7,372.94	0.00	7,372.94
=====								

ACCOUNT # 24-4926-393-11 DESC: SOFTWARE,INTERNET,MISC SERVICES ASN:

11/01/22				BUDGET BALANCE	64,024.00			38,801.74
11/01/22		110322	01*285696	BUSINESS CARD	0.00	1,100.03	0.00	39,901.77
11/01/22		110422	01*285697	BUSINESS CARD	0.00	582.58	0.00	40,484.35
11/01/22		110322	01*285696	BUSINESS CARD	0.00	0.00	25.08	40,459.27
11/01/22		110422	01*285697	BUSINESS CARD	0.00	0.00	5.60	40,453.67
11/21/22		32824407	04*2400016	IMAGE SOLUTIONS, LLC	0.00	247.37	0.00	40,701.04

				TOTALS	64,024.00	56,493.96	15,792.92	40,701.04
=====								

ACCOUNT # 24-4926-393-14 DESC: CONTRACTED SERVICES-HR OUTSOURCING ASN:

11/01/22				BUDGET BALANCE	6,259.00			1,100.80
11/10/22		TLJ	JE-230664	JOE: TDA INVOICE#00000615	0.00	195.95	0.00	1,296.75

				TOTALS	6,259.00	1,296.75	0.00	1,296.75
=====								

ACCOUNT # 24-4926-393-15 DESC: RESEARCH AND ANALYTICS ASN:

11/01/22				BUDGET BALANCE	68,500.00			35,450.00
11/18/22		0000419	04*2400015	ZARTICO	0.00	27,500.00	0.00	62,950.00

				TOTALS	68,500.00	62,950.00	0.00	62,950.00
=====								

ACCOUNT ACTIVITY ANALYSIS

BC2001

BEGINNING 11/01/22 ENDING 11/30/22

TRANS DATE	PO NUMBER	INVOICE NUMBER	CHECK NUMBER	TRANSACTION/ VENDOR NAME	BEGINNING BAL/BUDGET	DEBITS	CREDITS	BALANCE
ACCOUNT # 24-4926-393-15 DESC: RESEARCH AND ANALYTICS ASN: =====> CONTINUED <=====								
ACCOUNT # 24-4926-393-16 DESC: VISTNC FARMS APP ASN:								
11/01/22				BUDGET BALANCE	1,500.00			0.00

-				TOTALS	1,500.00	0.00	0.00	0.00
=====								
ACCOUNT # 24-4926-412-00 DESC: BUILDING RENT ASN:								
11/01/22		214596	01*285531	OWENS & GATES LLC	0.00	1,900.00	0.00	9,500.00

-				TOTALS	23,280.00	9,500.00	0.00	9,500.00
=====								
ACCOUNT # 24-4926-454-00 DESC: INSURANCE ASN:								
11/01/22				BUDGET BALANCE	3,447.00			0.00
11/21/22		973384	04*2400005	STANBERRY INSURANCE AGENC	0.00	1,000.00	0.00	1,000.00

-				TOTALS	3,447.00	1,000.00	0.00	1,000.00
=====								
ACCOUNT # 24-4926-491-00 DESC: DUES AND SUBSCRIPTIONS ASN:								
11/01/22				BUDGET BALANCE	7,362.00			7,933.30
11/01/22		110322	01*285696	BUSINESS CARD	0.00	46.05	0.00	7,979.35
11/01/22		110322	01*285696	BUSINESS CARD	0.00	0.00	1.05	7,978.30
11/18/22		DECEMBER20	04*2400006	CASHIERS AREA CHAMBER OF	0.00	230.00	0.00	8,208.30

-				TOTALS	7,362.00	8,211.45	3.15	8,208.30
=====								
ACCOUNT # 24-4926-550-00 DESC: CAPITAL OUTLAY ASN:								
11/01/22				BUDGET BALANCE	5,000.00			0.00

-				TOTALS	5,000.00	0.00	0.00	0.00
=====								
ACCOUNT # 24-4926-550-01 DESC: CAPITAL PROJECTS ASN:								

-				TOTALS	742,000.00	0.00	0.00	0.00
=====								

ACCOUNT ACTIVITY ANALYSIS

BC2001

BEGINNING 11/01/22 ENDING 11/30/22

TRANS DATE	PO NUMBER	INVOICE NUMBER	CHECK NUMBER	TRANSACTION/ VENDOR NAME	BEGINNING BAL/BUDGET	DEBITS	CREDITS	BALANCE
------------	-----------	----------------	--------------	-----------------------------	-------------------------	--------	---------	---------

ACCOUNT # 24-4926-550-01 DESC: CAPITAL PROJECTS ASN: =====> CONTINUED <=====

ACCOUNT # 24-4926-699-00 DESC: GRANTS ASN:

11/18/22		09/09/2022	04*2400007	TOWN OF DILLSBORO	0.00	12,000.00	0.00	12,000.00
TOTALS					50,000.00	12,000.00	0.00	12,000.00

ACCOUNT # 24-4926-699-02 DESC: MISCELLANEOUS DONATIONS ASN:

11/01/22				BUDGET BALANCE	8,100.00			7,987.28
TOTALS					8,100.00	7,987.28	0.00	7,987.28