

JACKSON COUNTY TOURISM
DEVELOPMENT
AUTHORITY



FINANCIAL REPORT
OCTOBER 31, 2022

JACKSON COUNTY TOURISM DEVELOPMENT AUTHORITY

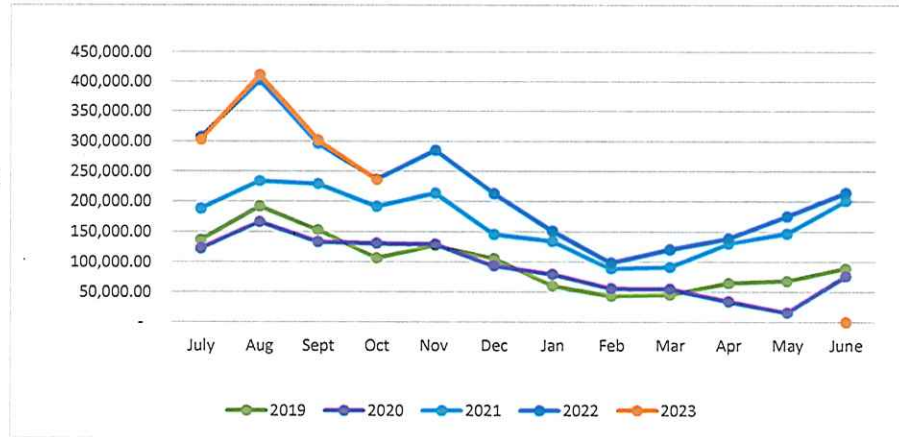
October 31, 2022

- * October Room Occupancy Tax collections totaled \$235,256.31 with \$165.82 collected for penalties. The YTD collection total is \$947,184.26 - 45.98% of budget. The Airbnb total was \$47,700.63; the Home Away/VRBO total was \$32,568.25 and the VACASA,NC total was \$4,937.96.
- * 85 accounts reported for September rentals (decrease of 8 accounts from last year). The collections were down 0.44% from the same period in 2021.

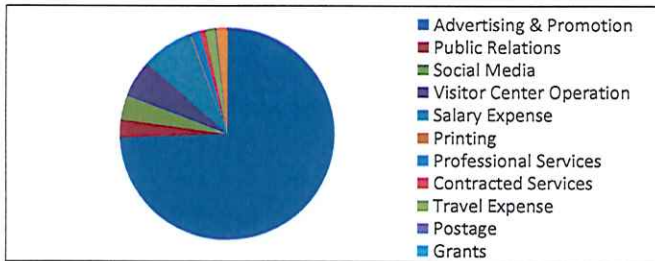
- * The cash balance at October 31, 2022 is \$67,572.10 and investments total \$3,000,000.

- * The expenses for September were \$234,816.81. The FYTD expenses totaled 630,459.62 with encumbrances of \$102,515.55, for a combined total of \$732,975.17 - 27.61% of budget.

Fiscal YTD Collections



TDA Expenses as of October 31, 2022

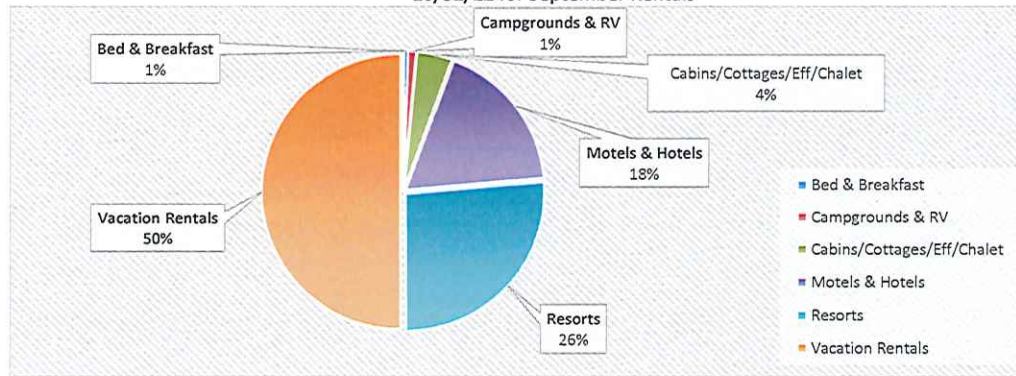


Advertising & Promotion	\$ 174,661.94
Public Relations	\$ 6,564.14
Social Media	\$ 8,546.32
Visitor Center Operation	\$ 13,355.67
Salary Expense	\$ 18,069.34
Printing	\$ 500.00
Professional Services	\$ 3,154.17
Contracted Services	\$ 2,029.28
Travel Expense	\$ 3,478.81
Postage	\$ 469.73
Grants	\$ -
Other	\$ 3,987.41
Total	\$ 234,816.81

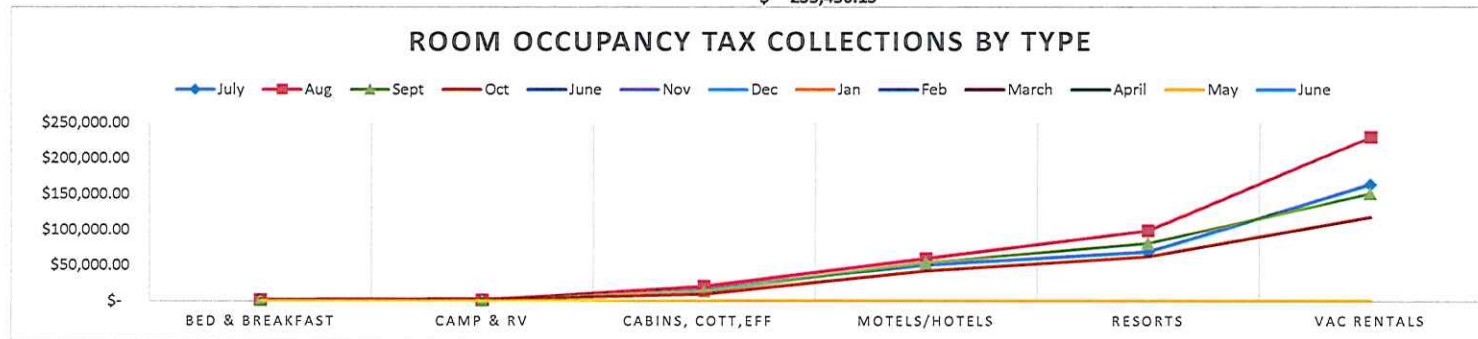
	2019	2020	2021	2022	2023
July	135,881.68	122,421.68	187,832.18	306,871.17	302,567.11
Aug	191,736.34	166,057.35	233,507.83	402,414.91	410,949.64
Sept	152,650.37	133,172.02	228,972.44	296,676.95	301,922.72
Oct	106,838.84	130,912.47	191,265.61	236,495.92	235,450.13
Nov	127,342.88	129,268.34	213,445.79	285,094.57	-
Dec	106,016.63	93,829.84	145,657.78	212,552.55	-
Jan	60,207.39	79,652.13	134,351.26	150,929.14	-
Feb	43,528.62	55,878.75	89,094.11	98,820.63	-
Mar	45,185.00	55,161.52	91,596.16	120,494.03	-
Apr	64,498.34	34,404.69	130,350.75	138,246.01	-
May	68,385.86	15,854.63	146,638.28	175,198.14	-
June	89,275.51	76,044.67	200,754.27	213,644.17	-
Total	\$ 1,191,547.46	\$ 1,092,658.09	\$ 1,993,466.46	\$ 2,637,438.19	\$ 1,250,889.60



**Room Occupancy Tax Collections
10/31/22 for September Rentals**



Bed & Breakfast	\$	1,224.91
Campgrounds & RV	\$	2,230.52
Cabins/Cottages/Eff/Chalet	\$	9,694.50
Motels & Hotels	\$	42,283.90
Resorts	\$	62,146.50
Vacation Rentals	\$	117,869.80
	\$	235,450.13



COLLECTIONS BY TYPE

	Bed & Breakfast	Camp & Rv	Cabins, Cott, Eff	Motels/Hotels	Resorts	Vac Rentals	Totals
July	\$ 1,680.89	\$ 531.62	\$ 16,926.78	\$ 50,646.80	\$ 68,917.02	\$ 163,864.00	\$ 302,567.11
Aug	\$ 1,597.98	\$ 993.51	\$ 20,272.84	\$ 59,286.65	\$ 99,052.89	\$ 229,745.77	\$ 410,949.64
Sept	\$ 1,746.69	\$ 905.66	\$ 13,690.86	\$ 53,460.75	\$ 81,119.49	\$ 150,999.27	\$ 301,922.72
Oct	\$ 1,224.91	\$ 2,230.52	\$ 9,694.50	\$ 42,283.90	\$ 62,146.50	\$ 117,869.80	\$ 235,450.13
Nov							\$ -
Dec							\$ -
Jan							\$ -
Feb							\$ -
March							\$ -
April							\$ -
May							\$ -
June							\$ -
	\$ 6,250.47	\$ 4,661.31	\$ 60,584.98	\$ 205,678.10	\$ 311,235.90	\$ 662,478.84	\$ 1,250,889.60

% By Type	0.50%	0.37%	4.84%	16.44%	24.88%	52.96%	100.00%
------------------	--------------	--------------	--------------	---------------	---------------	---------------	----------------



**JACKSON COUNTY TOURISM DEVELOPMENT AUTHORITY
TOTAL ROOM OCCUPANCY TAX COLLECTIONS BY MONTH**

Month	Tax Collected	# Units Reporting	% of Inc/Dec
July-2021	\$ 306,871.17	107	
July-2022	\$ 302,567.11	79	-1.40%
	\$ (4,304.06)	-28	
August-2021	\$ 402,414.91	115	
August-2022	\$ 410,949.64	98	2.12%
	\$ 8,534.73	-17	
September-2021	\$ 296,676.95	93	
September-2022	\$ 301,922.72	88	1.77%
	\$ 5,245.77	-5	
October-2021	\$ 236,495.92	93	
October-2022	\$ 235,450.13	85	-0.44%
	\$ (1,045.79)	-8	
November-2021	\$ 285,094.57	93	
November-2022	\$ -		-100.00%
	\$ (285,094.57)	-93	
December-2021	\$ 212,552.55	86	
December-2022	\$ -		-100.00%
	\$ (212,552.55)	-86	
January-2022	\$ 150,929.14	71	
January-2023	\$ -		-100.00%
	\$ (150,929.14)	-71	
February-2022	\$ 98,820.63	71	
February-2023	\$ -		-100.00%
	\$ (98,820.63)	-71	
March-2022	\$ 120,494.03	70	
March-2023	\$ -		-100.00%
	\$ (120,494.03)	-70	
April-2022	\$ 138,246.01	65	
April-2023	\$ -		-100.00%
	\$ (138,246.01)	-65	
May-2022	\$ 175,198.14	73	
May-2023	\$ -		-100.00%
	\$ (175,198.14)	-73	
June-2022	\$ 213,644.17	80	
June-2023	\$ -		-100.00%
	\$ (213,644.17)	-80	
FYTD 2022	\$ 2,637,438.19		
FYTD 2023	\$ 1,250,889.60		

COUNTY OF JACKSON
 Trial Balance - Balance Sheet Accounts
 Report dates 07/01/2022 - thru - 06/30/2023

Account Number	Account Description	Beginning Balance Dr (Cr)	Debits	Credits	Ending Balance Dr (Cr)
24-1110-000-00	CASH ON HAND	457,620.70	1,821,712.58	2,211,761.18	67,572.10
24-1130-000-00	CASH IN TIME DEPOSIT	2,000,000.00	1,000,000.00	0.00	3,000,000.00
24-1231-000-00	ACCOUNTS RECEIVABLE	304,044.32	0.00	304,044.32	0.00
24-1232-892-00	ACCTS RECEIVABLE SALES TAX	4,233.46	810.10	0.00	5,043.56
24-1232-893-00	ACCTS RECEIVABLE SALES TAX	0.00	69.60	67.94	1.66
Total Asset		2,765,898.48	2,822,592.28	2,515,873.44	3,072,617.32
24-2100-000-00	ACCOUNTS PAYABLE	(13,288.16)	590,347.86	590,393.18	(13,333.48)
24-2200-000-00	ACCRUED VACATION PAYABLE	(205.38)	205.38	0.00	0.00
24-2200-175-00	FEDERAL TAX PAYABLE	0.00	7,614.22	7,614.22	0.00
24-2200-176-00	STATE TAX PAYABLE	0.00	2,587.00	2,587.00	0.00
24-2200-181-00	FICA TAX PAYABLE	0.00	4,522.13	4,522.13	0.00
24-2200-182-00	RETIREMENT PAYABLE	0.01	8,802.66	10,907.83	(2,105.16)
24-2200-187-00	MEDICARE TAX PAYABLE	0.00	971.69	971.69	0.00
24-2300-000-11	DUE TO GENERAL	0.00	554,728.27	554,728.27	0.00
24-2900-000-00	FUND BALANCE	(2,561,462.95)	0.00	0.00	(2,561,462.95)
24-2900-000-01	RES BY STATE STATUTE	(190,942.00)	0.00	0.00	(190,942.00)
24-2912-000-00	RESERVE FOR ENCUMBRANCES	0.00	691,848.91	597,310.64	94,538.27
24-2912-000-01	RESERVE FOR ENCUMBRANCES-PRIOR YEAR	0.00	597,310.64	691,848.91	(94,538.27)
24-3000-000-00	REVENUE CONTROL	0.00	304,442.04	1,263,160.09	(958,718.05)
24-4000-000-00	EXPENDITURE CONTROL	0.00	689,428.74	35,484.42	653,944.32
Total Liability		(2,765,898.48)	3,452,809.54	3,759,528.38	(3,072,617.32)
Total TOURISM DEVELOPMENT AUTH		0.00	6,275,401.82	6,275,401.82	0.00

COUNTY OF JACKSON
Income Statement
Report dates 07/01/2022 - thru - 10/31/2022

Account Number	Description	Adjusted Budget 07/01/2022 10/31/2022	Debits and Credits 10/01/2022 10/31/2022	Debits and Credits 07/01/2022 10/31/2022	Encumbrances 07/01/2022 10/31/2022	Balance 07/01/2022 10/31/2022	% Used
24-3230-130-00	JACKSON COUNTY TDA	2,060,000.00	235,256.31	947,184.26	0.00	1,112,815.74	45.98
	TAX REVENUE	2,060,000.00	235,256.31	947,184.26	0.00	1,112,815.74	45.98
24-3270-170-01	JACKSON TDA - PENALTY	5,000.00	165.82	1,110.23	0.00	3,889.77	22.20
24-3270-190-00	MARKETING AND ADVERTISIN	10,000.00	0.00	0.00	0.00	10,000.00	0.00
	PENALTY & INTEREST	15,000.00	165.82	1,110.23	0.00	13,889.77	7.40
24-3831-491-00	INVESTMENT EARNINGS	1,000.00	3,985.02	10,423.56	0.00	-9,423.56	1,042.3
	REVENUES	1,000.00	3,985.02	10,423.56	0.00	-9,423.56	1,042.3
24-3991-000-00	FUND BALANCE	579,098.00	0.00	0.00	0.00	579,098.00	0.00
	FUND BALANCE	579,098.00	0.00	0.00	0.00	579,098.00	0.00
DEPARTMENT TOTAL Revenue		2,655,098.00	239,407.15	958,718.05	0.00	1,696,379.95	36.11
24-4926-121-00	SALARIES & WAGES	210,000.00	14,255.19	60,885.97	0.00	149,114.03	28.99
24-4926-170-00	BOARD MEMBER EXPENSE	900.00	35.89	94.24	0.00	805.76	10.47
24-4926-181-00	SOCIAL SECURITY CONTRIBU	13,020.00	896.57	3,787.67	0.00	9,232.33	29.09
24-4926-182-00	RETIREMENT EXPENSE	25,410.00	1,407.35	6,280.87	0.00	19,129.13	24.72
24-4926-183-00	HOSPITALIZATION INSURANC	22,758.00	1,268.66	5,070.27	0.00	17,687.73	22.28
24-4926-185-00	UNEMPLOYMENT INSURANCE	780.00	31.90	132.62	0.00	647.38	17.00
24-4926-186-00	WORKMAN'S COMPENSATION	2,055.00	0.00	2,260.50	0.00	-205.50	110.00
24-4926-187-00	MEDICARE TAX	3,045.00	209.67	885.81	0.00	2,159.19	29.09
24-4926-190-00	PROFESSIONAL SER-COUNTY	16,250.00	1,354.17	5,416.68	0.00	10,833.32	33.33
24-4926-191-00	PROFESSIONAL SER-AUDIT	7,200.00	1,800.00	5,400.00	0.00	1,800.00	75.00
24-4926-192-00	LEGAL SERVICES	2,000.00	0.00	0.00	0.00	2,000.00	0.00
24-4926-260-00	OFFICE SUPPLIES	6,000.00	87.80	200.07	0.00	5,799.93	3.33
24-4926-299-00	MISCELLANEOUS	10,520.00	249.77	2,091.33	0.00	8,428.67	19.88
24-4926-311-00	TRAVEL	49,550.00	3,478.81	21,110.93	0.00	28,439.07	42.61
24-4926-321-00	TELEPHONE	5,800.00	104.70	680.98	0.00	5,119.02	11.74
24-4926-321-01	TELEPHONE-VISITOR CENTER	4,430.00	750.51	3,016.81	0.00	1,413.19	68.10
24-4926-325-00	POSTAGE	34,678.00	469.73	6,275.33	0.00	28,402.67	18.10
24-4926-331-00	UTILITIES	2,000.00	226.46	952.76	0.00	1,047.24	47.64
24-4926-341-00	PRINTING	106,741.00	500.00	5,515.63	7,361.65	93,863.72	12.06
24-4926-351-00	REPAIRS & MAINT-BUILDING	500.00	0.00	0.00	0.00	500.00	0.00
24-4926-370-00	AD FIRM MEDIA	473,310.00	112,609.33	173,149.93	0.00	300,160.07	36.58
24-4926-370-01	WEBSITE SERVICE	21,600.00	5,400.00	8,800.00	0.00	12,800.00	40.74

COUNTY OF JACKSON
Income Statement
Report dates 07/01/2022 - thru - 10/31/2022

Account Number	Description	Adjusted Budget 07/01/2022 10/31/2022	Debits and Credits 10/01/2022 10/31/2022	Debits and Credits 07/01/2022 10/31/2022	Encumbrances 07/01/2022 10/31/2022	Balance 07/01/2022 10/31/2022	% Used
24-4926-370-02	CREATIVE & PRODUCTION SE	90,000.00	12,777.50	30,002.33	0.00	59,997.67	33.34
24-4926-370-03	DIGITAL CAMPAIGN REPORTI	13,200.00	3,300.00	5,400.00	0.00	7,800.00	40.91
24-4926-370-04	E-MAIL CAMPAIGNS	21,600.00	4,500.00	6,800.00	0.00	14,800.00	31.48
24-4926-370-05	SEM MANAGEMENT	18,000.00	4,500.00	7,200.00	0.00	10,800.00	40.00
24-4926-370-09	SOCIAL MEDIA SPEND	123,000.00	8,546.32	25,031.10	95,153.90	2,815.00	97.71
24-4926-393-00	VISITOR CENTER OPERATION	168,067.00	13,355.67	61,718.68	0.00	106,348.32	36.72
24-4926-393-01	PUBLIC RELATIONS	105,000.00	6,564.14	34,224.34	0.00	70,775.66	32.59
24-4926-393-02	CONTRACTED SERVICES	22,000.00	1,833.33	7,333.32	0.00	14,666.68	33.33
24-4926-393-03	CONTRACTED SERVICES-RECO	1,400.00	0.00	0.00	0.00	1,400.00	0.00
24-4926-393-05	CONTRACTED-WEBSITE	12,500.00	1,750.00	1,750.00	0.00	10,750.00	14.00
24-4926-393-06	CONTRACTED-AD FIRM RETAI	60,840.00	15,210.00	25,350.00	0.00	35,490.00	41.67
24-4926-393-07	CONTRACTED SERVICES-STR	8,280.00	8,942.00	8,942.00	0.00	-662.00	108.00
24-4926-393-08	CONTRACTED-AD FIRM MISC	13,192.00	3,332.12	5,826.33	0.00	7,365.67	44.17
24-4926-393-11	SOFTWARE, INTERNET, MISC S	64,024.00	2,340.99	38,801.74	0.00	25,222.26	60.60
24-4926-393-14	CONTRACTED SERVICES-HR O	6,259.00	195.95	1,100.80	0.00	5,158.20	17.59
24-4926-393-15	RESEARCH AND ANALYTICS	68,500.00	0.00	35,450.00	0.00	33,050.00	51.75
24-4926-393-16	VISTNC FARMS APP	1,500.00	0.00	0.00	0.00	1,500.00	0.00
24-4926-412-00	BUILDING RENT	23,280.00	1,900.00	7,600.00	0.00	15,680.00	32.65
24-4926-454-00	INSURANCE	3,447.00	0.00	0.00	0.00	3,447.00	0.00
24-4926-491-00	DUES AND SUBSCRIPTIONS	7,362.00	235.00	7,933.30	0.00	-571.30	107.76
24-4926-550-00	CAPITAL OUTLAY	5,000.00	0.00	0.00	0.00	5,000.00	0.00
24-4926-550-01	CAPITAL PROJECTS	742,000.00	0.00	0.00	0.00	742,000.00	0.00
24-4926-699-00	GRANTS	50,000.00	0.00	0.00	0.00	50,000.00	0.00
24-4926-699-02	MISCELLANEOUS DONATIONS	8,100.00	397.28	7,987.28	0.00	112.72	98.61
24-4926-990-00	CONTINGENCY	0.00	0.00	0.00	0.00	0.00	0.00
TOURISM DEVELOPMENT AUTHORITY		2,655,098.00	234,816.81	630,459.62	102,515.55	1,922,122.83	27.61
DEPARTMENT TOTAL Expense		-2,655,098.00	-234,816.81	-630,459.62	102,515.55	-1,922,122.83	27.61
Fund 24 TOURISM DEVELOPMENT AUTH		0.00	4,590.34	328,258.43	102,515.55	-225,742.88	31.86

ACCOUNT ACTIVITY ANALYSIS

BC2001

BEGINNING 10/01/22 ENDING 10/31/22

TRANS DATE	PO NUMBER	INVOICE NUMBER	CHECK NUMBER	TRANSACTION/ VENDOR NAME	BEGINNING BAL/BUDGET	DEBITS	CREDITS	BALANCE
ACCOUNT # 24-4926-121-00				DESC: SALARIES & WAGES	ASN:			
10/01/22				BUDGET BALANCE	210,000.00			46,630.78
10/14/22	TLJ		JE-230524	JOE: TDA PAYROLL 10/14/22	0.00	7,251.33	0.00	53,882.11
10/18/22			JE-230555	JOE: ADJUST ACCRUED VACAT	0.00	0.00	205.38	53,676.73
10/28/22	TLJ		JE-230588	JOE: TDA PAYROLL 10/28/22	0.00	7,209.24	0.00	60,885.97

TOTALS 210,000.00 61,091.35 205.38 60,885.97

ACCOUNT # 24-4926-170-00 DESC: BOARD MEMBER EXPENSE ASN:

10/01/22				BUDGET BALANCE	900.00			58.35
10/01/22	092022	01*284918		BUSINESS CARD	0.00	35.89	0.00	94.24

TOTALS 900.00 94.24 0.00 94.24

ACCOUNT # 24-4926-181-00 DESC: SOCIAL SECURITY CONTRIBUTION ASN:

10/01/22				BUDGET BALANCE	13,020.00			2,891.10
10/14/22	TLJ		JE-230526	JOE: TDA TAX DRAFT PAYROL	0.00	449.60	0.00	3,340.70
10/28/22	TLJ		JE-230589	JOE: TDA PAYROLL TAX DRAF	0.00	446.97	0.00	3,787.67

TOTALS 13,020.00 3,787.67 0.00 3,787.67

ACCOUNT # 24-4926-182-00 DESC: RETIREMENT EXPENSE ASN:

10/01/22				BUDGET BALANCE	25,410.00			4,873.52
10/07/22	TLJ		JE-230503	JOE: CORR TO JULY'S&SEPT'	0.00	0.02	0.00	4,873.54
10/14/22	TLJ		JE-230526	JOE: TDA TAX DRAFT PAYROL	0.00	716.70	0.00	5,590.24
10/28/22	TLJ		JE-230589	JOE: TDA PAYROLL TAX DRAF	0.00	690.63	0.00	6,280.87

TOTALS 25,410.00 7,793.39 1,512.52 6,280.87

ACCOUNT # 24-4926-183-00 DESC: HOSPITALIZATION INSURANCE ASN:

10/01/22				BUDGET BALANCE	22,758.00			3,801.61
10/19/22		10/12/22	01*285262	BCBS OF NC	0.00	1,107.68	0.00	4,909.29
10/20/22	541654		01*285432	COMPANION LIFE INSURANCE	0.00	160.98	0.00	5,070.27

TOTALS 22,758.00 5,070.27 0.00 5,070.27

ACCOUNT ACTIVITY ANALYSIS

BC2001

BEGINNING 10/01/22 ENDING 10/31/22

TRANS DATE	PO NUMBER	INVOICE NUMBER	CHECK NUMBER	TRANSACTION/ VENDOR NAME	BEGINNING BAL/BUDGET	DEBITS	CREDITS	BALANCE
ACCOUNT # 24-4926-183-00 DESC: HOSPITALIZATION INSURANCE ASN: =====> CONTINUED <=====								
ACCOUNT # 24-4926-185-00 DESC: UNEMPLOYMENT INSURANCE ASN:								
10/01/22				BUDGET BALANCE	780.00			100.72
10/14/22	TLJ		JE-230526	JOE: TDA TAX DRAFT PAYROL	0.00	16.20	0.00	116.92
10/28/22	TLJ		JE-230589	JOE: TDA PAYROLL TAX DRAF	0.00	15.70	0.00	132.62
-								
TOTALS					780.00	132.62	0.00	132.62
ACCOUNT # 24-4926-186-00 DESC: WORKMAN'S COMPENSATION ASN:								
10/01/22				BUDGET BALANCE	2,055.00			2,260.50
-								
TOTALS					2,055.00	2,466.00	205.50	2,260.50
ACCOUNT # 24-4926-187-00 DESC: MEDICARE TAX ASN:								
10/14/22	TLJ		JE-230526	JOE: TDA TAX DRAFT PAYROL	0.00	105.14	0.00	781.28
10/28/22	TLJ		JE-230589	JOE: TDA PAYROLL TAX DRAF	0.00	104.53	0.00	885.81
-								
TOTALS					3,045.00	971.69	85.88	885.81
ACCOUNT # 24-4926-190-00 DESC: PROFESSIONAL SER-COUNTY ASN:								
10/01/22				BUDGET BALANCE	16,250.00			4,062.51
10/31/22	TLJ		JE-230590	JOE: TDA ADMIN 10/2022	0.00	1,354.17	0.00	5,416.68
-								
TOTALS					16,250.00	5,416.68	0.00	5,416.68
ACCOUNT # 24-4926-191-00 DESC: PROFESSIONAL SER-AUDIT ASN:								
10/01/22				BUDGET BALANCE	7,200.00			3,600.00
10/19/22	231162		01*285439	MARTIN STARNES & ASSOCIAT	0.00	1,800.00	0.00	5,400.00
-								
TOTALS					7,200.00	5,400.00	0.00	5,400.00
ACCOUNT # 24-4926-192-00 DESC: LEGAL SERVICES ASN:								
10/01/22				BUDGET BALANCE	2,000.00			0.00

ACCOUNT ACTIVITY ANALYSIS

BC2001

BEGINNING 10/01/22 ENDING 10/31/22

TRANS DATE	PO NUMBER	INVOICE NUMBER	CHECK NUMBER	TRANSACTION/ VENDOR NAME	BEGINNING BAL/BUDGET	DEBITS	CREDITS	BALANCE
ACCOUNT # 24-4926-192-00					DESC: LEGAL SERVICES ASN: =====> CONTINUED <=====			
-								
TOTALS					2,000.00	0.00	0.00	0.00

ACCOUNT # 24-4926-260-00					DESC: OFFICE SUPPLIES ASN:			
10/01/22		092022	01*284918	BUSINESS CARD	0.00	30.99	0.00	143.26
10/03/22		092022	01*284918	BUSINESS CARD	0.00	0.00	0.73	142.53
10/11/22		28087563	01*285263	QUILL CORPORATION - 69460	0.00	9.94	0.00	152.47
10/11/22		28031405	01*285263	QUILL CORPORATION - 69460	0.00	51.63	0.00	204.10
10/25/22		28031405	01*285263	QUILL CORPORATION - 69460	0.00	0.00	3.38	200.72
10/25/22		28087563	01*285263	QUILL CORPORATION - 69460	0.00	0.00	0.65	200.07
-								
TOTALS					6,000.00	350.90	150.83	200.07

ACCOUNT # 24-4926-299-00					DESC: MISCELLANEOUS ASN:			
10/01/22				BUDGET BALANCE	10,520.00			1,841.56
10/01/22		092022	01*284918	BUSINESS CARD	0.00	93.36	0.00	1,934.92
10/03/22		092022	01*284918	BUSINESS CARD	0.00	0.00	2.51	1,932.41
10/03/22		092022	01*284918	BUSINESS CARD	0.00	0.00	1.08	1,931.33
10/05/22		1180	01*285189	KRYSTAL CLEAN LLC	0.00	160.00	0.00	2,091.33
-								
TOTALS					10,520.00	2,119.88	28.55	2,091.33

ACCOUNT # 24-4926-311-00					DESC: TRAVEL ASN:			
10/01/22				BUDGET BALANCE	49,550.00			17,632.12
10/01/22		091922	01*284917	BUSINESS CARD	0.00	2,354.62	0.00	19,986.74
10/03/22		091922	01*284917	BUSINESS CARD	0.00	0.00	87.48	19,899.26
10/07/22		101022	02*10091	TIFFANY COLLINS	0.00	581.96	0.00	20,481.22
10/10/22		09/27/2022	02*10059	CALEB MICHAEL SULLIVAN	0.00	49.73	0.00	20,530.95
10/19/22		101822	02*10140	CALEB MICHAEL SULLIVAN	0.00	255.74	0.00	20,786.69
10/19/22		101822	02*10165	TIFFANY COLLINS	0.00	324.24	0.00	21,110.93
-								
TOTALS					49,550.00	23,725.72	2,614.79	21,110.93

ACCOUNT # 24-4926-321-00					DESC: TELEPHONE ASN:			
10/01/22				BUDGET BALANCE	5,800.00			576.28

ACCOUNT ACTIVITY ANALYSIS

BC2001

BEGINNING 10/01/22 ENDING 10/31/22

TRANS DATE	PO NUMBER	INVOICE NUMBER	CHECK NUMBER	TRANSACTION/ VENDOR NAME	BEGINNING BAL/BUDGET	DEBITS	CREDITS	BALANCE
ACCOUNT # 24-4926-321-00				DESC: TELEPHONE ASN: =====>	CONTINUED <=====			
10/05/22		136814	01*285111	BALSAMWEST	0.00	482.30	0.00	1,058.58
10/11/22		231828		CASHIERS AREA CHAMBER OF	0.00	0.00	182.32	876.26
10/17/22		231928		JACKSON CO CHAMBER OF COM	0.00	0.00	195.28	680.98

TOTALS 5,800.00 1,970.69 1,289.71 680.98

ACCOUNT # 24-4926-321-01 DESC: TELEPHONE-VISITOR CENTERS ASN:

10/01/22				BUDGET BALANCE	4,430.00			2,266.30
10/05/22		135608	01*285111	BALSAMWEST	0.00	385.88	0.00	2,652.18
10/11/22		135609	01*285231	BALSAMWEST	0.00	364.63	0.00	3,016.81

TOTALS 4,430.00 3,016.81 0.00 3,016.81

ACCOUNT # 24-4926-325-00 DESC: POSTAGE ASN:

10/01/22				BUDGET BALANCE	34,678.00			5,805.60
10/01/22		33176	01*284902	PITNEY BOWES INC.	0.00	180.03	0.00	5,985.63
10/01/22		092022	01*284918	BUSINESS CARD	0.00	75.71	0.00	6,061.34
10/03/22		33176	01*284902	PITNEY BOWES INC.	0.00	0.00	7.26	6,054.08
10/03/22		092022	01*284918	BUSINESS CARD	0.00	0.00	0.54	6,053.54
10/10/22		17VA27402	01*285057	UPS	0.00	19.34	0.00	6,072.88
10/10/22		17VA27352	01*285057	UPS	0.00	14.48	0.00	6,087.36
10/13/22		100322	01*285343	PURCHASE POWER	0.00	193.50	0.00	6,280.86
10/25/22		100322	01*285343	PURCHASE POWER	0.00	0.00	3.87	6,276.99
10/25/22		100322	01*285343	PURCHASE POWER	0.00	0.00	1.66	6,275.33

TOTALS 34,678.00 6,816.42 541.09 6,275.33

ACCOUNT # 24-4926-331-00 DESC: UTILITIES ASN:

10/01/22				BUDGET BALANCE	2,000.00			726.30
10/01/22		214595	01*284923	OWENS & GATES LLC	0.00	40.00	0.00	766.30
10/24/22		10/25/2022	01*285247	DUKE ENERGY	0.00	186.46	0.00	952.76

TOTALS 2,000.00 952.76 0.00 952.76

ACCOUNT # 24-4926-341-00 DESC: PRINTING ASN:

10/01/22				BUDGET BALANCE	106,741.00			5,015.63
----------	--	--	--	----------------	------------	--	--	----------

ACCOUNT ACTIVITY ANALYSIS

BC2001

BEGINNING 10/01/22 ENDING 10/31/22

TRANS DATE	PO NUMBER	INVOICE NUMBER	CHECK NUMBER	TRANSACTION/ VENDOR NAME	BEGINNING BAL/BUDGET	DEBITS	CREDITS	BALANCE
ACCOUNT # 24-4926-341-00 DESC: PRINTING ASN: =====> CONTINUED <=====								
10/24/22	230202	102222	01*285440	ASHEVILLEWX LLC	0.00	500.00	0.00	5,515.63
TOTALS					106,741.00	5,745.05	229.42	5,515.63

ACCOUNT # 24-4926-351-00 DESC: REPAIRS & MAINT-BUILDING ASN:								
10/01/22				BUDGET BALANCE	500.00			0.00
TOTALS					500.00	0.00	0.00	0.00

ACCOUNT # 24-4926-370-00 DESC: AD FIRM MEDIA ASN:								
10/05/22		640601	01*285140	GROWTHZONE, LLC	0.00	474.00	0.00	61,014.60
10/07/22		51868-5189	01*285136	RAWLE MURDY ASSOCIATES, I	0.00	35,013.40	0.00	96,028.00
10/20/22		51614-5163	01*285400	RAWLE MURDY ASSOCIATES, I	0.00	27,344.65	0.00	123,372.65
10/20/22		51519-5153	01*285400	RAWLE MURDY ASSOCIATES, I	0.00	49,777.28	0.00	173,149.93
TOTALS					473,310.00	178,149.93	5,000.00	173,149.93

ACCOUNT # 24-4926-370-01 DESC: WEBSITE SERVICE ASN:								
10/01/22				BUDGET BALANCE	21,600.00			3,400.00
10/07/22		51868-5189	01*285136	RAWLE MURDY ASSOCIATES, I	0.00	1,800.00	0.00	5,200.00
10/20/22		51614-5163	01*285400	RAWLE MURDY ASSOCIATES, I	0.00	1,800.00	0.00	7,000.00
10/20/22		51519-5153	01*285400	RAWLE MURDY ASSOCIATES, I	0.00	1,800.00	0.00	8,800.00
TOTALS					21,600.00	8,800.00	0.00	8,800.00

ACCOUNT # 24-4926-370-02 DESC: CREATIVE & PRODUCTION SERVICES ASN:								
10/01/22				BUDGET BALANCE	90,000.00			17,224.83
10/07/22		51868-5189	01*285136	RAWLE MURDY ASSOCIATES, I	0.00	2,818.75	0.00	20,043.58
10/20/22		51614-5163	01*285400	RAWLE MURDY ASSOCIATES, I	0.00	7,137.50	0.00	27,181.08
10/20/22		51519-5153	01*285400	RAWLE MURDY ASSOCIATES, I	0.00	2,821.25	0.00	30,002.33
TOTALS					90,000.00	30,002.33	0.00	30,002.33

ACCOUNT # 24-4926-370-03 DESC: DIGITAL CAMPAIGN REPORTING ASN:								
10/01/22				BUDGET BALANCE	13,200.00			2,100.00

ACCOUNT ACTIVITY ANALYSIS

BC2001

BEGINNING 10/01/22 ENDING 10/31/22

TRANS DATE	PO NUMBER	INVOICE NUMBER	CHECK NUMBER	TRANSACTION/ VENDOR NAME	BEGINNING BAL/BUDGET	DEBITS	CREDITS	BALANCE
ACCOUNT # 24-4926-370-03 DESC: DIGITAL CAMPAIGN REPORTING ASN: =====> CONTINUED <=====								
10/07/22		51868-5189	01*285136	RAWLE MURDY ASSOCIATES, I	0.00	1,100.00	0.00	3,200.00
10/20/22		51614-5163	01*285400	RAWLE MURDY ASSOCIATES, I	0.00	1,100.00	0.00	4,300.00
10/20/22		51519-5153	01*285400	RAWLE MURDY ASSOCIATES, I	0.00	1,100.00	0.00	5,400.00
-								
TOTALS					13,200.00	5,400.00	0.00	5,400.00

ACCOUNT # 24-4926-370-04 DESC: E-MAIL CAMPAIGNS ASN:								
10/01/22				BUDGET BALANCE	21,600.00			2,300.00
10/07/22		51868-5189	01*285136	RAWLE MURDY ASSOCIATES, I	0.00	1,100.00	0.00	3,400.00
10/20/22		51614-5163	01*285400	RAWLE MURDY ASSOCIATES, I	0.00	1,700.00	0.00	5,100.00
10/20/22		51519-5153	01*285400	RAWLE MURDY ASSOCIATES, I	0.00	1,700.00	0.00	6,800.00
-								
TOTALS					21,600.00	6,800.00	0.00	6,800.00

ACCOUNT # 24-4926-370-05 DESC: SEM MANAGEMENT ASN:								
10/01/22				BUDGET BALANCE	18,000.00			2,700.00
10/07/22		51868-5189	01*285136	RAWLE MURDY ASSOCIATES, I	0.00	1,500.00	0.00	4,200.00
10/20/22		51614-5163	01*285400	RAWLE MURDY ASSOCIATES, I	0.00	1,500.00	0.00	5,700.00
10/20/22		51519-5153	01*285400	RAWLE MURDY ASSOCIATES, I	0.00	1,500.00	0.00	7,200.00
-								
TOTALS					18,000.00	7,200.00	0.00	7,200.00

ACCOUNT # 24-4926-370-09 DESC: SOCIAL MEDIA SPEND ASN:								
10/01/22				BUDGET BALANCE	120,000.00			16,484.78
10/01/22		091922	01*284917	BUSINESS CARD	0.00	185.00	0.00	16,669.78
10/01/22	230021	092122	01*284919	BUSINESS CARD	0.00	8,361.32	0.00	25,031.10
-								
TOTALS					120,000.00	25,031.10	0.00	25,031.10

ACCOUNT # 24-4926-393-00 DESC: VISITOR CENTER OPERATIONS ASN:								
10/01/22				BUDGET BALANCE	168,067.00			48,363.01
10/07/22		09/21/22	01*285138	CHERYL OSBORNE	0.00	50.00	0.00	48,413.01
10/10/22		213516-A	01*284957	JACKSON CO. CHAMBER OF CO	0.00	6,000.00	0.00	54,413.01
10/10/22		213516-B	01*284957	JACKSON CO. CHAMBER OF CO	0.00	852.00	0.00	55,265.01

ACCOUNT ACTIVITY ANALYSIS

BC2001

BEGINNING 10/01/22 ENDING 10/31/22

TRANS DATE	PO NUMBER	INVOICE NUMBER	CHECK NUMBER	TRANSACTION/ VENDOR NAME	BEGINNING BAL/BUDGET	DEBITS	CREDITS	BALANCE
ACCOUNT # 24-4926-393-00 DESC: VISITOR CENTER OPERATIONS ASN: =====> CONTINUED <=====								
10/10/22		213516-C	01*284957	JACKSON CO. CHAMBER OF CO	0.00	188.67	0.00	55,453.68
10/10/22		213504-A	01*284980	CASHIERS AREA CHAMBER OF	0.00	5,500.00	0.00	60,953.68
10/10/22		213504-B	01*284980	CASHIERS AREA CHAMBER OF	0.00	765.00	0.00	61,718.68
TOTALS					168,067.00	69,570.68	7,852.00	61,718.68

ACCOUNT # 24-4926-393-01 DESC: PUBLIC RELATIONS ASN:								
10/01/22				BUDGET BALANCE	105,000.00			27,660.20
10/19/22		63965	01*285448	LOU HAMMOND GROUP ATLANTA	0.00	314.14	0.00	27,974.34
10/19/22		63967	01*285448	LOU HAMMOND GROUP ATLANTA	0.00	6,250.00	0.00	34,224.34
TOTALS					105,000.00	34,228.75	4.41	34,224.34

ACCOUNT # 24-4926-393-02 DESC: CONTRACTED SERVICES ASN:								
10/01/22				BUDGET BALANCE	22,000.00			5,499.99
10/31/22		TLJ	JE-230590	JOE: TDA ADMIN 10/2022	0.00	1,833.33	0.00	7,333.32
TOTALS					22,000.00	7,333.32	0.00	7,333.32

ACCOUNT # 24-4926-393-03 DESC: CONTRACTED SERVICES-RECORDING ASN:								
10/01/22				BUDGET BALANCE	1,400.00			0.00
TOTALS					1,400.00	0.00	0.00	0.00

ACCOUNT # 24-4926-393-05 DESC: CONTRACTED-WEBSITE ASN:								
10/07/22		51868-5189	01*285136	RAWLE MURDY ASSOCIATES, I	0.00	1,750.00	0.00	1,750.00
TOTALS					12,500.00	1,750.00	0.00	1,750.00

ACCOUNT # 24-4926-393-06 DESC: CONTRACTED-AD FIRM RETAINER ASN:								
10/01/22				BUDGET BALANCE	60,840.00			10,140.00
10/07/22		51868-5189	01*285136	RAWLE MURDY ASSOCIATES, I	0.00	5,070.00	0.00	15,210.00

ACCOUNT ACTIVITY ANALYSIS

BC2001 BEGINNING 10/01/22 ENDING 10/31/22

TRANS DATE	PO NUMBER	INVOICE NUMBER	CHECK NUMBER	TRANSACTION/ VENDOR NAME	BEGINNING BAL/BUDGET	DEBITS	CREDITS	BALANCE
ACCOUNT # 24-4926-393-06 DESC: CONTRACTED-AD FIRM RETAINER ASN: =====> CONTINUED <=====								
10/20/22		51614-5163	01*285400	RAWLE MURDY ASSOCIATES, I	0.00	5,070.00	0.00	20,280.00
10/20/22		51519-5153	01*285400	RAWLE MURDY ASSOCIATES, I	0.00	5,070.00	0.00	25,350.00
TOTALS					60,840.00	25,350.00	0.00	25,350.00

ACCOUNT # 24-4926-393-07 DESC: CONTRACTED SERVICES-STR ASN:								
10/01/22				BUDGET BALANCE	8,280.00			0.00
10/07/22	529014		01*285134	STR, INC.	0.00	8,942.00	0.00	8,942.00
TOTALS					8,280.00	8,942.00	0.00	8,942.00

ACCOUNT # 24-4926-393-08 DESC: CONTRACTED-AD FIRM MISC ASN:								
10/01/22				BUDGET BALANCE	13,192.00			2,494.21
10/07/22		51868-5189	01*285136	RAWLE MURDY ASSOCIATES, I	0.00	931.07	0.00	3,425.28
10/20/22		51614-5163	01*285400	RAWLE MURDY ASSOCIATES, I	0.00	1,171.26	0.00	4,596.54
10/20/22		51519-5153	01*285400	RAWLE MURDY ASSOCIATES, I	0.00	1,229.79	0.00	5,826.33
TOTALS					13,192.00	5,826.33	0.00	5,826.33

ACCOUNT # 24-4926-393-11 DESC: SOFTWARE,INTERNET,MISC SERVICES ASN:								
10/01/22				BUDGET BALANCE	67,024.00			36,460.75
10/01/22	091922		01*284917	BUSINESS CARD	0.00	388.00	0.00	36,848.75
10/01/22	092022		01*284918	BUSINESS CARD	0.00	848.30	0.00	37,697.05
10/03/22	092022		01*284918	BUSINESS CARD	0.00	0.00	25.19	37,671.86
10/05/22	22-1158		01*285098	NATIONAL COMMUNICATIONS,	0.00	616.32	0.00	38,288.18
10/07/22	32428188		01*285190	IMAGE SOLUTIONS, LLC	0.00	247.37	0.00	38,535.55
10/07/22	INV283737		01*285191	IMAGE SOLUTIONS, LLC	0.00	52.77	0.00	38,588.32
10/10/22	22-1158		01*285098	NATIONAL COMMUNICATIONS,	0.00	0.00	40.32	38,548.00
10/10/22	INV283737		01*285191	IMAGE SOLUTIONS, LLC	0.00	0.00	2.42	38,545.58
10/10/22	INV283737		01*285191	IMAGE SOLUTIONS, LLC	0.00	0.00	1.03	38,544.55
10/19/22	32624109		01*285457	IMAGE SOLUTIONS, LLC	0.00	273.37	0.00	38,817.92
10/25/22	32624109		01*285457	IMAGE SOLUTIONS, LLC	0.00	0.00	16.18	38,801.74
TOTALS					67,024.00	54,563.98	15,762.24	38,801.74

ACCOUNT # 24-4926-393-14 DESC: CONTRACTED SERVICES-HR OUTSOURCING ASN:								
10/01/22				BUDGET BALANCE	6,259.00			904.85

ACCOUNT ACTIVITY ANALYSIS

BC2001

BEGINNING 10/01/22 ENDING 10/31/22

TRANS DATE	PO NUMBER	INVOICE NUMBER	CHECK NUMBER	TRANSACTION/ VENDOR NAME	BEGINNING BAL/BUDGET	DEBITS	CREDITS	BALANCE
ACCOUNT # 24-4926-393-14 DESC: CONTRACTED SERVICES-HR OUTSOURCING ASN: =====> CONTINUED <=====								
10/14/22		TLJ	JE-230525	JOE: PAYROLL INVOICE#0000	0.00	195.95	0.00	1,100.80
-								
TOTALS					6,259.00	1,100.80	0.00	1,100.80
ACCOUNT # 24-4926-393-15 DESC: RESEARCH AND ANALYTICS ASN:								
10/01/22				BUDGET BALANCE	68,500.00			35,450.00
-								
TOTALS					68,500.00	35,450.00	0.00	35,450.00
ACCOUNT # 24-4926-393-16 DESC: VISTNC FARMS APP ASN:								
-								
TOTALS					1,500.00	0.00	0.00	0.00
ACCOUNT # 24-4926-412-00 DESC: BUILDING RENT ASN:								
10/01/22		214595	01*284923	OWENS & GATES LLC	0.00	1,900.00	0.00	7,600.00
-								
TOTALS					23,280.00	7,600.00	0.00	7,600.00
ACCOUNT # 24-4926-454-00 DESC: INSURANCE ASN:								
10/01/22				BUDGET BALANCE	3,447.00			0.00
-								
TOTALS					3,447.00	0.00	0.00	0.00
ACCOUNT # 24-4926-491-00 DESC: DUES AND SUBSCRIPTIONS ASN:								
10/01/22		091922	01*284917	BUSINESS CARD	0.00	225.00	0.00	7,923.30
10/01/22		092022	01*284918	BUSINESS CARD	0.00	10.70	0.00	7,934.00
10/03/22		092022	01*284918	BUSINESS CARD	0.00	0.00	0.70	7,933.30
-								
TOTALS					7,362.00	7,935.40	2.10	7,933.30
ACCOUNT # 24-4926-550-00 DESC: CAPITAL OUTLAY ASN:								
10/01/22				BUDGET BALANCE	5,000.00			0.00

ACCOUNT ACTIVITY ANALYSIS

BC2001

BEGINNING 10/01/22 ENDING 10/31/22

TRANS DATE	PO NUMBER	INVOICE NUMBER	CHECK NUMBER	TRANSACTION/ VENDOR NAME	BEGINNING BAL/BUDGET	DEBITS	CREDITS	BALANCE
ACCOUNT # 24-4926-550-00 DESC: CAPITAL OUTLAY ASN: =====> CONTINUED <=====								
-								
TOTALS					5,000.00	0.00	0.00	0.00
ACCOUNT # 24-4926-550-01 DESC: CAPITAL PROJECTS ASN:								
-								
TOTALS					742,000.00	0.00	0.00	0.00
ACCOUNT # 24-4926-699-00 DESC: GRANTS ASN:								
-								
TOTALS					50,000.00	0.00	0.00	0.00
ACCOUNT # 24-4926-699-02 DESC: MISCELLANEOUS DONATIONS ASN:								
10/07/22		133	01*285216	FAYETTEVILLE AREA CONVENT	0.00	397.28	0.00	7,987.28
-								
TOTALS					8,100.00	7,987.28	0.00	7,987.28