

JACKSON COUNTY TOURISM
DEVELOPMENT
AUTHORITY



FINANCIAL REPORT
SEPTEMBER 30, 2022

JACKSON COUNTY TOURISM DEVELOPMENT AUTHORITY

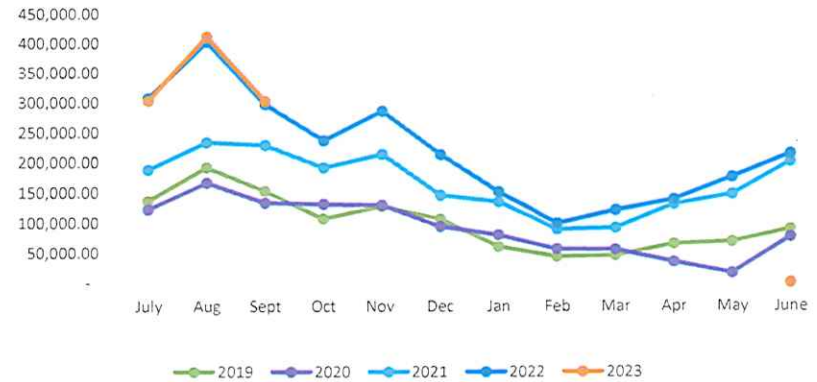
September 30, 2022

- * September Room Occupancy Tax collections totaled \$301,836.48 with \$86.24 collected for penalties. The YTD collection total is \$1,014,500.06 - 49.25% of budget. The Airbnb total was \$51,102.73; the Home Away/VRBO total was \$47,186.71 and the VACASA,NC total was \$8,586.75.
- * 88 accounts reported for August rentals (decrease of 5 accounts from last year). The collections were up 1.77% from the same period in 2021.

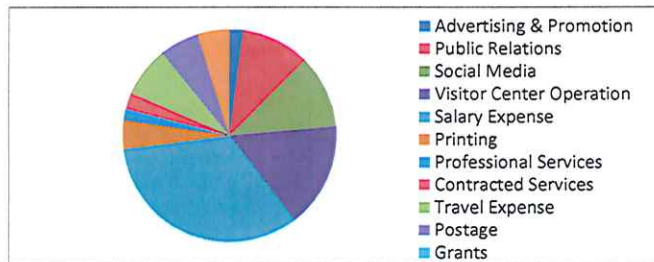
* The cash balance at September 30, 2022 is \$1,074,417.51 and investments total \$2,000,000.

* The expenses for September were \$83,210.25. The FYTD expenses totaled \$395,406.98 with encumbrances of \$111,376.87, for a combined total of \$506,783.85 - 28.81% of budget.

Fiscal YTD Collections



TDA Expenses as of September 30, 2022

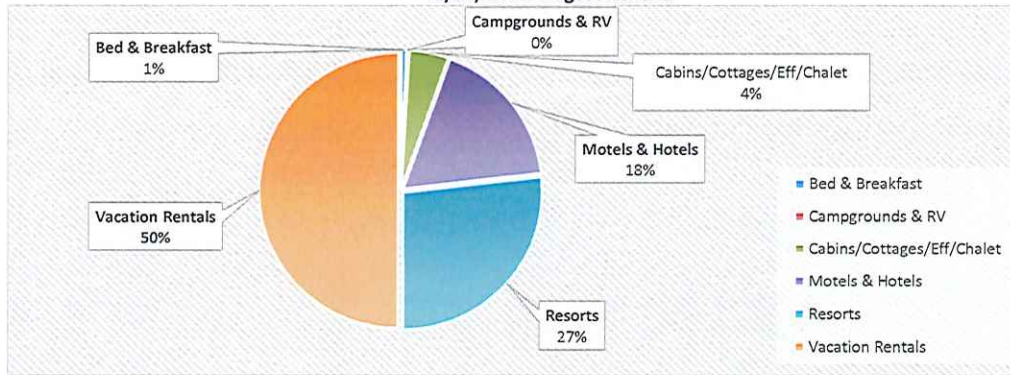


Advertising & Promotion	\$ 1,671.72
Public Relations	\$ 8,683.76
Social Media	\$ 9,284.78
Visitor Center Operation	\$ 13,305.67
Salary Expense	\$ 27,806.36
Printing	\$ 3,677.50
Professional Services	\$ 1,354.17
Contracted Services	\$ 2,029.28
Travel Expense	\$ 6,336.75
Postage	\$ 5,014.57
Grants	\$ -
Other	\$ 4,045.69
Total	\$ 83,210.25

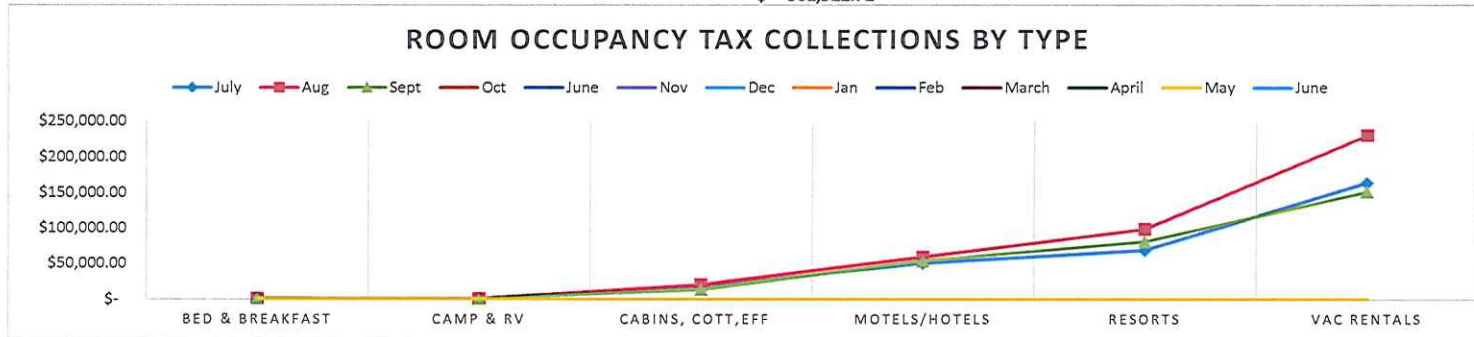
	2019	2020	2021	2022	2023
July	135,881.68	122,421.68	187,832.18	306,871.17	302,567.11
Aug	191,736.34	166,057.35	233,507.83	402,414.91	410,949.64
Sept	152,650.37	133,172.02	228,972.44	296,676.95	301,922.72
Oct	106,838.84	130,912.47	191,265.61	236,495.92	
Nov	127,342.88	129,268.34	213,445.79	285,094.57	
Dec	106,016.63	93,829.84	145,657.78	212,552.55	
Jan	60,207.39	79,652.13	134,351.26	150,929.14	
Feb	43,528.62	55,878.75	89,094.11	98,820.63	
Mar	45,185.00	55,161.52	91,596.16	120,494.03	
Apr	64,498.34	34,404.69	130,350.75	138,246.01	
May	68,385.86	15,854.63	146,638.28	175,198.14	
June	89,275.51	76,044.67	200,754.27	213,644.17	-
Total	\$ 1,191,547.46	\$ 1,092,658.09	\$ 1,993,466.46	\$ 2,637,438.19	\$ 1,015,439.47



**Room Occupancy Tax Collections
9/30/22 for August Rentals**



Bed & Breakfast	\$	1,746.69
Campgrounds & RV	\$	905.66
Cabins/Cottages/Eff/Chalet	\$	13,690.86
Motels & Hotels	\$	53,460.75
Resorts	\$	81,119.49
Vacation Rentals	\$	150,999.27
	\$	<u>301,922.72</u>



COLLECTIONS BY TYPE

	Bed & Breakfast	Camp & Rv	Cabins, Cott, Eff	Motels/Hotels	Resorts	Vac Rentals	Totals
July	\$ 1,680.89	\$ 531.62	\$ 16,926.78	\$ 50,646.80	\$ 68,917.02	\$ 163,864.00	\$ 302,567.11
Aug	\$ 1,597.98	\$ 993.51	\$ 20,272.84	\$ 59,286.65	\$ 99,052.89	\$ 229,745.77	\$ 410,949.64
Sept	\$ 1,746.69	\$ 905.66	\$ 13,690.86	\$ 53,460.75	\$ 81,119.49	\$ 150,999.27	\$ 301,922.72
Oct							\$ -
Nov							\$ -
Dec							\$ -
Jan							\$ -
Feb							\$ -
March							\$ -
April							\$ -
May							\$ -
June							\$ -
	\$ 5,025.56	\$ 2,430.79	\$ 50,890.48	\$ 163,394.20	\$ 249,089.40	\$ 544,609.04	\$ 1,015,439.47
% By Type	0.49%	0.24%	5.01%	16.09%	24.53%	53.63%	100.00%



**JACKSON COUNTY TOURISM DEVELOPMENT AUTHORITY
TOTAL ROOM OCCUPANCY TAX COLLECTIONS BY MONTH**

Month	Tax Collected	# Units Reporting	% of Inc/Dec
July-2021	\$ 306,871.17	107	
July-2022	\$ 302,567.11	79	-1.40%
	\$ (4,304.06)	-28	
August-2021	\$ 402,414.91	115	
August-2022	\$ 410,949.64	98	2.12%
	\$ 8,534.73	-17	
September-2021	\$ 296,676.95	93	
September-2022	\$ 301,922.72	88	1.77%
	\$ 5,245.77	-5	
October-2021	\$ 236,495.92	93	
October-2022	\$ -		-100.00%
	\$ (236,495.92)	-93	
November-2021	\$ 285,094.57	93	
November-2022	\$ -		-100.00%
	\$ (285,094.57)	-93	
December-2021	\$ 212,552.55	86	
December-2022	\$ -		-100.00%
	\$ (212,552.55)	-86	
January-2022	\$ 150,929.14	71	
January-2023	\$ -		-100.00%
	\$ (150,929.14)	-71	
February-2022	\$ 98,820.63	71	
February-2023	\$ -		-100.00%
	\$ (98,820.63)	-71	
March-2022	\$ 120,494.03	70	
March-2023	\$ -		-100.00%
	\$ (120,494.03)	-70	
April-2022	\$ 138,246.01	65	
April-2023	\$ -		-100.00%
	\$ (138,246.01)	-65	
May-2022	\$ 175,198.14	73	
May-2023	\$ -		-100.00%
	\$ (175,198.14)	-73	
June-2022	\$ 213,644.17	80	
June-2023	\$ -		-100.00%
	\$ (213,644.17)	-80	
FYTD 2022	\$ 2,637,438.19		
FYTD 2023	\$ 1,015,439.47		

COUNTY OF JACKSON
 Trial Balance - Balance Sheet Accounts
 Report dates 09/01/2022 - thru - 09/30/2022

Account Number	Account Description	Beginning Balance Dr (Cr)	Debits	Credits	Ending Balance Dr (Cr)
24-1110-000-00	CASH ON HAND	851,287.97	360,836.12	137,706.58	1,074,417.51
24-1130-000-00	CASH IN TIME DEPOSIT	2,000,000.00	0.00	0.00	2,000,000.00
24-1231-000-00	ACCOUNTS RECEIVABLE	304,044.32	0.00	0.00	304,044.32
24-1232-892-00	ACCTS RECEIVABLE SALES TAX	4,425.00	359.39	0.00	4,784.39
24-1232-893-00	ACCTS RECEIVABLE SALES TAX	5.96	59.87	0.00	65.83
Total Asset		3,159,763.25	361,255.38	137,706.58	3,383,312.05
24-2100-000-00	ACCOUNTS PAYABLE	0.00	55,362.87	55,362.87	0.00
24-2200-000-00	ACCRUED VACATION PAYABLE	(205.38)	0.00	0.00	(205.38)
24-2200-175-00	FEDERAL TAX PAYABLE	0.00	2,310.14	2,310.14	0.00
24-2200-176-00	STATE TAX PAYABLE	0.00	820.00	820.00	0.00
24-2200-181-00	FICA TAX PAYABLE	367.23	1,339.58	1,339.58	367.23
24-2200-182-00	RETIREMENT PAYABLE	(1,968.71)	2,836.23	4,044.74	(3,177.22)
24-2200-187-00	MEDICARE TAX PAYABLE	0.00	313.29	313.29	0.00
24-2300-000-11	DUE TO GENERAL	0.00	54,738.75	54,738.75	0.00
24-2900-000-00	FUND BALANCE	(2,561,462.95)	0.00	0.00	(2,561,462.95)
24-2900-000-01	RES BY STATE STATUTE	(190,942.00)	0.00	0.00	(190,942.00)
24-2912-000-00	RESERVE FOR ENCUMBRANCES	123,629.83	46,347.37	58,600.33	111,376.87
24-2912-000-01	RESERVE FOR ENCUMBRANCES-PRIOR YEAR	(123,629.83)	58,600.33	46,347.37	(111,376.87)
24-3000-000-00	REVENUE CONTROL	(717,748.17)	180.12	305,730.66	(1,023,298.71)
24-4000-000-00	EXPENDITURE CONTROL	312,196.73	84,679.92	1,469.67	395,406.98
Total Liability		(3,159,763.25)	307,528.60	531,077.40	(3,383,312.05)
Total TOURISM DEVELOPMENT AUTH		0.00	668,783.98	668,783.98	0.00

COUNTY OF JACKSON
Income Statement
Report dates 07/01/2022 - thru - 09/30/2022

Account Number	Description	Adjusted Budget 07/01/2022 09/30/2022	Debits and Credits 09/01/2022 09/30/2022	Debits and Credits 07/01/2022 09/30/2022	Encumbrances 07/01/2022 09/30/2022	Balance 07/01/2022 09/30/2022	% Used
24-3230-130-00	JACKSON COUNTY TDA	2,060,000.00	301,836.48	1,014,500.06	0.00	1,045,499.94	49.25
TAX REVENUE		2,060,000.00	301,836.48	1,014,500.06	0.00	1,045,499.94	49.25
24-3270-170-01	JACKSON TDA - PENALTY	5,000.00	86.24	939.41	0.00	4,060.59	18.79
24-3270-190-00	MARKETING AND ADVERTISIN	10,000.00	0.00	0.00	0.00	10,000.00	0.00
PENALTY & INTEREST		15,000.00	86.24	939.41	0.00	14,060.59	6.26
24-3831-491-00	INVESTMENT EARNINGS	1,000.00	3,627.82	7,859.24	0.00	-6,859.24	785.92
REVENUES		1,000.00	3,627.82	7,859.24	0.00	-6,859.24	785.92
24-3991-000-00	FUND BALANCE	579,098.00	0.00	0.00	0.00	579,098.00	0.00
FUND BALANCE		579,098.00	0.00	0.00	0.00	579,098.00	0.00
DEPARTMENT TOTAL Revenue		2,655,098.00	305,550.54	1,023,298.71	0.00	1,631,799.29	38.54
24-4926-121-00	SALARIES & WAGES	210,000.00	21,606.32	46,630.78	0.00	163,369.22	22.21
24-4926-170-00	BOARD MEMBER EXPENSE	900.00	0.00	58.35	0.00	841.65	6.48
24-4926-181-00	SOCIAL SECURITY CONTRIBU	13,020.00	1,339.58	2,523.87	0.00	10,496.13	19.38
24-4926-182-00	RETIREMENT EXPENSE	25,410.00	2,124.02	4,873.52	0.00	20,536.48	19.18
24-4926-183-00	HOSPITALIZATION INSURANC	22,758.00	2,376.34	3,801.61	0.00	18,956.39	16.70
24-4926-185-00	UNEMPLOYMENT INSURANCE	780.00	46.81	100.72	0.00	679.28	12.91
24-4926-186-00	WORKMAN'S COMPENSATION	2,055.00	0.00	2,260.50	0.00	-205.50	110.00
24-4926-187-00	MEDICARE TAX	3,045.00	313.29	676.14	0.00	2,368.86	22.20
24-4926-190-00	PROFESSIONAL SER-COUNTY	16,250.00	1,354.17	4,062.51	0.00	12,187.49	25.00
24-4926-191-00	PROFESSIONAL SER-AUDIT	7,200.00	0.00	3,600.00	0.00	3,600.00	50.00
24-4926-192-00	LEGAL SERVICES	2,000.00	0.00	0.00	0.00	2,000.00	0.00
24-4926-260-00	OFFICE SUPPLIES	6,000.00	243.67	243.67	0.00	5,756.33	4.06
24-4926-299-00	MISCELLANEOUS	10,520.00	551.84	1,841.56	0.00	8,678.44	17.51
24-4926-311-00	TRAVEL	49,550.00	6,336.75	17,632.12	0.00	31,917.88	35.58
24-4926-321-00	TELEPHONE	5,800.00	337.22	576.28	0.00	5,223.72	9.94
24-4926-321-01	TELEPHONE-VISITOR CENTER	4,430.00	756.38	2,266.30	0.00	2,163.70	51.16
24-4926-325-00	POSTAGE	34,678.00	5,014.57	5,805.60	0.00	28,872.40	16.74
24-4926-331-00	UTILITIES	2,000.00	246.58	726.30	0.00	1,273.70	36.32
24-4926-341-00	PRINTING	106,741.00	3,677.50	5,015.63	7,861.65	93,863.72	12.06
24-4926-351-00	REPAIRS & MAINT-BUILDING	500.00	0.00	0.00	0.00	500.00	0.00
24-4926-370-00	AD FIRM MEDIA	473,310.00	0.00	60,540.60	0.00	412,769.40	12.79
24-4926-370-01	WEBSITE SERVICE	21,600.00	0.00	3,400.00	0.00	18,200.00	15.74

COUNTY OF JACKSON
 Income Statement
 Report dates 07/01/2022 - thru - 09/30/2022

Account Number	Description	Adjusted Budget 07/01/2022 09/30/2022	Debits and Credits 09/01/2022 09/30/2022	Debits and Credits 07/01/2022 09/30/2022	Encumbrances 07/01/2022 09/30/2022	Balance 07/01/2022 09/30/2022	% Used
24-4926-370-02	CREATIVE & PRODUCTION SE	90,000.00	0.00	17,224.83	0.00	72,775.17	19.14
24-4926-370-03	DIGITAL CAMPAIGN REPORTI	13,200.00	0.00	2,100.00	0.00	11,100.00	15.91
24-4926-370-04	E-MAIL CAMPAIGNS	21,600.00	0.00	2,300.00	0.00	19,300.00	10.65
24-4926-370-05	SEM MANAGEMENT	18,000.00	0.00	2,700.00	0.00	15,300.00	15.00
24-4926-370-09	SOCIAL MEDIA SPEND	120,000.00	9,284.78	16,484.78	103,515.22	0.00	0.00
24-4926-393-00	VISITOR CENTER OPERATION	168,067.00	13,305.67	48,363.01	0.00	119,703.99	28.78
24-4926-393-01	PUBLIC RELATIONS	105,000.00	8,683.76	27,660.20	0.00	77,339.80	26.34
24-4926-393-02	CONTRACTED SERVICES	22,000.00	1,833.33	5,499.99	0.00	16,500.01	25.00
24-4926-393-03	CONTRACTED SERVICES-RECO	1,400.00	0.00	0.00	0.00	1,400.00	0.00
24-4926-393-05	CONTRACTED-WEBSITE	12,500.00	0.00	0.00	0.00	12,500.00	0.00
24-4926-393-06	CONTRACTED-AD FIRM RETAI	60,840.00	0.00	10,140.00	0.00	50,700.00	16.67
24-4926-393-07	CONTRACTED SERVICES-STR	8,280.00	0.00	0.00	0.00	8,280.00	0.00
24-4926-393-08	CONTRACTED-AD FIRM MISC	13,192.00	0.00	2,494.21	0.00	10,697.79	18.91
24-4926-393-11	SOFTWARE, INTERNET, MISC S	67,024.00	1,671.72	36,460.75	0.00	30,563.25	54.40
24-4926-393-14	CONTRACTED SERVICES-HR O	6,259.00	195.95	904.85	0.00	5,354.15	14.46
24-4926-393-15	RESEARCH AND ANALYTICS	68,500.00	0.00	35,450.00	0.00	33,050.00	51.75
24-4926-393-16	VISTNC FARMS APP	1,500.00	0.00	0.00	0.00	1,500.00	0.00
24-4926-412-00	BUILDING RENT	23,280.00	1,900.00	5,700.00	0.00	17,580.00	24.48
24-4926-454-00	INSURANCE	3,447.00	0.00	0.00	0.00	3,447.00	0.00
24-4926-491-00	DUES AND SUBSCRIPTIONS	7,362.00	10.00	7,698.30	0.00	-336.30	104.57
24-4926-550-00	CAPITAL OUTLAY	5,000.00	0.00	0.00	0.00	5,000.00	0.00
24-4926-550-01	CAPITAL PROJECTS	742,000.00	0.00	0.00	0.00	742,000.00	0.00
24-4926-699-00	GRANTS	50,000.00	0.00	0.00	0.00	50,000.00	0.00
24-4926-699-02	MISCELLANEOUS DONATIONS	8,100.00	0.00	7,590.00	0.00	510.00	93.70
24-4926-990-00	CONTINGENCY	0.00	0.00	0.00	0.00	0.00	0.00
TOURISM DEVELOPMENT AUTHORITY		2,655,098.00	83,210.25	395,406.98	111,376.87	2,148,314.15	19.09
DEPARTMENT TOTAL Expense		-2,655,098.00	-83,210.25	-395,406.98	111,376.87	-2,148,314.15	19.09
Fund 24 TOURISM DEVELOPMENT AUTH		0.00	222,340.29	627,891.73	111,376.87	-516,514.86	28.81

ACCOUNT ACTIVITY ANALYSIS

BC2001

BEGINNING 09/01/22 ENDING 09/30/22

TRANS DATE	PO NUMBER	INVOICE NUMBER	CHECK NUMBER	TRANSACTION/ VENDOR NAME	BEGINNING BAL/BUDGET	DEBITS	CREDITS	BALANCE
ACCOUNT # 24-4926-121-00 DESC: SALARIES & WAGES ASN:								
09/01/22				BUDGET BALANCE	210,000.00			25,024.46
09/01/22	TLJ	JE-230368		JOE: TDA PAYROLL 9/2/22	0.00	7,262.83	0.00	32,287.29
09/16/22	TLJ	JE-230412		JOE: TDA PAYROLL 9/16/22	0.00	7,109.41	0.00	39,396.70
09/30/22	TLJ	JE-230448		JOE: TDA PAYROLL 9/30/22	0.00	7,234.08	0.00	46,630.78
TOTALS					210,000.00	46,630.78	0.00	46,630.78
ACCOUNT # 24-4926-170-00 DESC: BOARD MEMBER EXPENSE ASN:								
09/01/22				BUDGET BALANCE	900.00			58.35
TOTALS					900.00	58.35	0.00	58.35
ACCOUNT # 24-4926-181-00 DESC: SOCIAL SECURITY CONTRIBUTION ASN:								
09/01/22	TLJ	JE-230372		JOE: TDA PAYROLL TAX DRAF	0.00	450.30	0.00	1,634.59
09/16/22	TLJ	JE-230413		JOE: TDA TAX DRAFT PAYROL	0.00	440.77	0.00	2,075.36
09/30/22	TLJ	JE-230449		JOE: TDA PAYROLL TAX DRAF	0.00	448.51	0.00	2,523.87
TOTALS					13,020.00	2,523.87	0.00	2,523.87
ACCOUNT # 24-4926-182-00 DESC: RETIREMENT EXPENSE ASN:								
09/01/22				BUDGET BALANCE	25,410.00			2,749.50
09/01/22	TLJ	JE-230372		JOE: TDA PAYROLL TAX DRAF	0.00	690.63	0.00	3,440.13
09/03/22	TLJ	JE-230034		JOA: TDA 9/3/21 RETIREMEN	0.00	0.00	867.50	2,572.63
09/03/22	TLJ	JE-230034		JOE: TDA 9/3/21 RETIREMEN	0.00	867.50	0.00	3,440.13
09/16/22	TLJ	JE-230413		JOE: TDA TAX DRAFT PAYROL	0.00	716.69	0.00	4,156.82
09/30/22	TLJ	JE-230449		JOE: TDA PAYROLL TAX DRAF	0.00	716.70	0.00	4,873.52
TOTALS					25,410.00	5,741.02	867.50	4,873.52
ACCOUNT # 24-4926-183-00 DESC: HOSPITALIZATION INSURANCE ASN:								
09/01/22				BUDGET BALANCE	22,758.00			1,425.27
09/01/22	09/01/2022	01*284321		BCBS OF NC	0.00	1,107.68	0.00	2,532.95
09/22/22	09/11/2022	01*284641		BCBS OF NC	0.00	1,107.68	0.00	3,640.63
09/22/22	527537	01*284811		COMPANION LIFE INSURANCE	0.00	160.98	0.00	3,801.61

ACCOUNT ACTIVITY ANALYSIS

BC2001

BEGINNING 09/01/22 ENDING 09/30/22

TRANS DATE	PO NUMBER	INVOICE NUMBER	CHECK NUMBER	TRANSACTION/ VENDOR NAME	BEGINNING BAL./BUDGET	DEBITS	CREDITS	BALANCE
------------	-----------	----------------	--------------	-----------------------------	--------------------------	--------	---------	---------

ACCOUNT # 24-4926-183-00 DESC: HOSPITALIZATION INSURANCE ASN: =====> CONTINUED <=====

TOTALS					22,758.00	3,801.61	0.00	3,801.61
--------	--	--	--	--	-----------	----------	------	----------

ACCOUNT # 24-4926-185-00 DESC: UNEMPLOYMENT INSURANCE ASN:

09/01/22				BUDGET BALANCE	780.00			53.91
09/01/22	TLJ		JE-230372	JOE: TDA PAYROLL TAX DRAF	0.00	16.34	0.00	70.25
09/16/22	TLJ		JE-230413	JOE: TDA TAX DRAFT PAYROL	0.00	14.48	0.00	84.73
09/30/22	TLJ		JE-230449	JOE: TDA PAYROLL TAX DRAF	0.00	15.99	0.00	100.72
TOTALS					780.00	100.72	0.00	100.72

ACCOUNT # 24-4926-186-00 DESC: WORKMAN'S COMPENSATION ASN:

09/01/22				BUDGET BALANCE	2,055.00			2,260.50
TOTALS					2,055.00	2,466.00	205.50	2,260.50

ACCOUNT # 24-4926-187-00 DESC: MEDICARE TAX ASN:

09/01/22	TLJ		JE-230372	JOE: TDA PAYROLL TAX DRAF	0.00	105.31	0.00	468.16
09/16/22	TLJ		JE-230413	JOE: TDA TAX DRAFT PAYROL	0.00	103.08	0.00	571.24
09/30/22	TLJ		JE-230449	JOE: TDA PAYROLL TAX DRAF	0.00	104.90	0.00	676.14
TOTALS					3,045.00	676.14	0.00	676.14

ACCOUNT # 24-4926-190-00 DESC: PROFESSIONAL SER-COUNTY ASN:

09/01/22				BUDGET BALANCE	16,250.00			2,708.34
09/30/22	TLJ		JE-230450	JOE: TDA ADMIN FOR SEPT,2	0.00	1,354.17	0.00	4,062.51
TOTALS					16,250.00	4,062.51	0.00	4,062.51

ACCOUNT # 24-4926-191-00 DESC: PROFESSIONAL SER-AUDIT ASN:

09/01/22				BUDGET BALANCE	7,200.00			3,600.00
TOTALS					7,200.00	3,600.00	0.00	3,600.00

ACCOUNT ACTIVITY ANALYSIS

BC2001

BEGINNING 09/01/22 ENDING 09/30/22

TRANS DATE	PO NUMBER	INVOICE NUMBER	CHECK NUMBER	TRANSACTION/ VENDOR NAME	BEGINNING BAL/BUDGET	DEBITS	CREDITS	BALANCE
------------	-----------	----------------	--------------	-----------------------------	-------------------------	--------	---------	---------

ACCOUNT # 24-4926-191-00 DESC: PROFESSIONAL SER-AUDIT ASN: =====> CONTINUED <=====

ACCOUNT # 24-4926-192-00 DESC: LEGAL SERVICES ASN:

TOTALS					2,000.00	0.00	0.00	0.00
--------	--	--	--	--	----------	------	------	------

ACCOUNT # 24-4926-260-00 DESC: OFFICE SUPPLIES ASN:

09/01/22		082622	01*284340	BUSINESS CARD	0.00	214.26	0.00	214.26
09/01/22		082622	01*284340	BUSINESS CARD	0.00	0.00	11.79	202.47
09/13/22		1RPG-HJFG-	01*284785	AMAZON CAPITAL SERVICES	0.00	44.08	0.00	246.55
09/23/22		1RPG-HJFG-	01*284785	AMAZON CAPITAL SERVICES	0.00	0.00	2.88	243.67

TOTALS					6,000.00	258.34	14.67	243.67
--------	--	--	--	--	----------	--------	-------	--------

ACCOUNT # 24-4926-299-00 DESC: MISCELLANEOUS ASN:

09/01/22				BUDGET BALANCE	10,520.00			1,289.72
09/01/22		082622	01*284340	BUSINESS CARD	0.00	135.62	0.00	1,425.34
09/01/22		082622	01*284340	BUSINESS CARD	0.00	0.00	8.28	1,417.06
09/02/22		8/3-10/27	01*284471	HELPING HANDS SERVICE CO.	0.00	220.00	0.00	1,637.06
09/09/22		1178	01*284594	KRYSTAL CLEAN LLC	0.00	160.00	0.00	1,797.06
09/19/22		225028	01*284709	CHEROKEE BOTTLED WATER	0.00	11.74	0.00	1,808.80
09/20/22		227403	01*284709	CHEROKEE BOTTLED WATER	0.00	35.76	0.00	1,844.56
09/23/22		225028	01*284709	CHEROKEE BOTTLED WATER	0.00	0.00	0.74	1,843.82
09/23/22		227403	01*284709	CHEROKEE BOTTLED WATER	0.00	0.00	2.26	1,841.56

TOTALS					10,520.00	1,866.52	24.96	1,841.56
--------	--	--	--	--	-----------	----------	-------	----------

ACCOUNT # 24-4926-311-00 DESC: TRAVEL ASN:

09/01/22				BUDGET BALANCE	49,550.00			11,295.37
09/01/22		082522	01*284339	BUSINESS CARD	0.00	1,771.10	0.00	13,066.47
09/01/22		082622	01*284340	BUSINESS CARD	0.00	3,493.50	0.00	16,559.97
09/01/22		082522	01*284339	BUSINESS CARD	0.00	0.00	83.56	16,476.41
09/01/22		082622	01*284340	BUSINESS CARD	0.00	0.00	43.75	16,432.66
09/02/22		082922	02*9912	CALEB MICHAEL SULLIVAN	0.00	519.20	0.00	16,951.86
09/22/22		09/12/2022	02*9989	CALEB MICHAEL SULLIVAN	0.00	413.70	0.00	17,365.56
09/22/22		09/12/2022	02*9954	NICHOLAS J BREEDLOVE	0.00	266.56	0.00	17,632.12

ACCOUNT ACTIVITY ANALYSIS

BC2001

BEGINNING 09/01/22 ENDING 09/30/22

TRANS DATE	PO NUMBER	INVOICE NUMBER	CHECK NUMBER	TRANSACTION/ VENDOR NAME	BEGINNING BAL/BUDGET	DEBITS	CREDITS	BALANCE
------------	-----------	----------------	--------------	-----------------------------	-------------------------	--------	---------	---------

ACCOUNT # 24-4926-311-00 DESC: TRAVEL ASN: =====> CONTINUED <=====

TOTALS					49,550.00	20,159.43	2,527.31	17,632.12
--------	--	--	--	--	-----------	-----------	----------	-----------

ACCOUNT # 24-4926-321-00 DESC: TELEPHONE ASN:

09/01/22				BUDGET BALANCE	5,800.00			239.06
09/02/22		132050	01*284521	BALSAMWEST	0.00	520.13	0.00	759.19
09/15/22		231367		CASHIERS AREA CHAMBER	0.00	0.00	182.91	576.28
TOTALS					5,800.00	1,488.39	912.11	576.28

ACCOUNT # 24-4926-321-01 DESC: TELEPHONE-VISITOR CENTERS ASN:

09/01/22				BUDGET BALANCE	4,430.00			1,509.92
09/10/22		130915	01*284521	BALSAMWEST	0.00	390.56	0.00	1,900.48
09/12/22		130916	01*284752	BALSAMWEST	0.00	365.82	0.00	2,266.30
TOTALS					4,430.00	2,266.30	0.00	2,266.30

ACCOUNT # 24-4926-325-00 DESC: POSTAGE ASN:

09/01/22				BUDGET BALANCE	34,678.00			791.03
09/01/22		090122	01*284332	RESERVE ACCOUNT	0.00	5,000.00	0.00	5,791.03
09/01/22		082622	01*284340	BUSINESS CARD	0.00	15.59	0.00	5,806.62
09/01/22		082622	01*284340	BUSINESS CARD	0.00	0.00	1.02	5,805.60
TOTALS					34,678.00	6,333.36	527.76	5,805.60

ACCOUNT # 24-4926-331-00 DESC: UTILITIES ASN:

09/01/22				BUDGET BALANCE	2,000.00			479.72
09/01/22		211823	01*284356	OWENS & GATES LLC	0.00	40.00	0.00	519.72
09/23/22		09/25/2022	01*284626	DUKE ENERGY	0.00	206.58	0.00	726.30
TOTALS					2,000.00	726.30	0.00	726.30

ACCOUNT # 24-4926-341-00 DESC: PRINTING ASN:

09/01/22				BUDGET BALANCE	106,741.00			1,338.13
----------	--	--	--	----------------	------------	--	--	----------

ACCOUNT ACTIVITY ANALYSIS

BC2001

BEGINNING 09/01/22 ENDING 09/30/22

TRANS DATE	PO NUMBER	INVOICE NUMBER	CHECK NUMBER	TRANSACTION/ VENDOR NAME	BEGINNING BAL/BUDGET	DEBITS	CREDITS	BALANCE
ACCOUNT # 24-4926-341-00 DESC: PRINTING ASN: =====> CONTINUED <=====								
09/01/22		082622	01*284340	BUSINESS CARD	0.00	456.35	0.00	1,794.48
09/01/22		082622	01*284340	BUSINESS CARD	0.00	0.00	29.85	1,764.63
09/09/22		09/10/2022	01*284613	CLAY TOWNSEND	0.00	400.00	0.00	2,164.63
09/23/22		.73042	01*284778	CLARK COMMUNICATIONS	0.00	3,050.57	0.00	5,215.20
09/23/22		.73042	01*284778	CLARK COMMUNICATIONS	0.00	0.00	139.70	5,075.50
09/23/22		.73042	01*284778	CLARK COMMUNICATIONS	0.00	0.00	59.87	5,015.63
TOTALS					106,741.00	5,245.05	229.42	5,015.63
ACCOUNT # 24-4926-351-00 DESC: REPAIRS & MAINT-BUILDING ASN:								
09/01/22				BUDGET BALANCE	500.00			0.00
TOTALS					500.00	0.00	0.00	0.00
ACCOUNT # 24-4926-370-00 DESC: AD FIRM MEDIA ASN:								
TOTALS					473,310.00	65,540.60	5,000.00	60,540.60
ACCOUNT # 24-4926-370-01 DESC: WEBSITE SERVICE ASN:								
TOTALS					21,600.00	3,400.00	0.00	3,400.00
ACCOUNT # 24-4926-370-02 DESC: CREATIVE & PRODUCTION SERVICES ASN:								
TOTALS					90,000.00	17,224.83	0.00	17,224.83
ACCOUNT # 24-4926-370-03 DESC: DIGITAL CAMPAIGN REPORTING ASN:								
TOTALS					13,200.00	2,100.00	0.00	2,100.00
ACCOUNT # 24-4926-370-04 DESC: E-MAIL CAMPAIGNS ASN:								
TOTALS					21,600.00	2,300.00	0.00	2,300.00

ACCOUNT ACTIVITY ANALYSIS

BC2001

BEGINNING 09/01/22 ENDING 09/30/22

TRANS DATE	PO NUMBER	INVOICE NUMBER	CHECK NUMBER	TRANSACTION/ VENDOR NAME	BEGINNING BAL/BUDGET	DEBITS	CREDITS	BALANCE
------------	-----------	----------------	--------------	-----------------------------	-------------------------	--------	---------	---------

ACCOUNT # 24-4926-370-05 DESC: SEM MANAGEMENT ASN:

TOTALS					18,000.00	2,700.00	0.00	2,700.00
--------	--	--	--	--	-----------	----------	------	----------

ACCOUNT # 24-4926-370-09 DESC: SOCIAL MEDIA SPEND ASN:

09/08/22	230021	091422	01*284500	BUSINESS CARD	0.00	9,284.78	0.00	16,484.78
----------	--------	--------	-----------	---------------	------	----------	------	-----------

TOTALS					120,000.00	16,484.78	0.00	16,484.78
--------	--	--	--	--	------------	-----------	------	-----------

ACCOUNT # 24-4926-393-00 DESC: VISITOR CENTER OPERATIONS ASN:

09/01/22				BUDGET BALANCE	168,067.00			35,057.34
09/02/22		213515-A	01*284367	JACKSON CO. CHAMBER OF CO	0.00	6,000.00	0.00	41,057.34
09/02/22		213515-B	01*284367	JACKSON CO. CHAMBER OF CO	0.00	852.00	0.00	41,909.34
09/02/22		213515-C	01*284367	JACKSON CO. CHAMBER OF CO	0.00	188.67	0.00	42,098.01
09/02/22		213503-A	01*284392	CASHIERS AREA CHAMBER OF	0.00	5,500.00	0.00	47,598.01
09/02/22		213503-B	01*284392	CASHIERS AREA CHAMBER OF	0.00	765.00	0.00	48,363.01

TOTALS					168,067.00	56,215.01	7,852.00	48,363.01
--------	--	--	--	--	------------	-----------	----------	-----------

ACCOUNT # 24-4926-393-01 DESC: PUBLIC RELATIONS ASN:

09/01/22				BUDGET BALANCE	105,000.00			18,976.44
09/22/22		63958	01*284829	LOU HAMMOND GROUP ATLANTA	0.00	6,250.00	0.00	25,226.44
09/23/22		63962	01*284829	LOU HAMMOND GROUP ATLANTA	0.00	2,350.91	0.00	27,577.35
09/23/22		63963	01*284829	LOU HAMMOND GROUP ATLANTA	0.00	87.26	0.00	27,664.61
09/23/22		63963	01*284829	LOU HAMMOND GROUP ATLANTA	0.00	0.00	4.41	27,660.20

TOTALS					105,000.00	27,664.61	4.41	27,660.20
--------	--	--	--	--	------------	-----------	------	-----------

ACCOUNT # 24-4926-393-02 DESC: CONTRACTED SERVICES ASN:

09/01/22				BUDGET BALANCE	22,000.00			3,666.66
09/30/22		TLJ	JE-230450	JOE: TDA ADMIN FOR SEPT,2	0.00	1,833.33	0.00	5,499.99

TOTALS					22,000.00	5,499.99	0.00	5,499.99
--------	--	--	--	--	-----------	----------	------	----------

ACCOUNT ACTIVITY ANALYSIS

BC2001

BEGINNING 09/01/22 ENDING 09/30/22

TRANS DATE	PO NUMBER	INVOICE NUMBER	CHECK NUMBER	TRANSACTION/ VENDOR NAME	BEGINNING BAL/BUDGET	DEBITS	CREDITS	BALANCE

ACCOUNT # 24-4926-393-02 DESC: CONTRACTED SERVICES ASN: =====> CONTINUED <=====								
ACCOUNT # 24-4926-393-03 DESC: CONTRACTED SERVICES-RECORDING ASN:								
09/01/22				BUDGET BALANCE	1,400.00			0.00

				TOTALS	1,400.00	0.00	0.00	0.00
=====								
ACCOUNT # 24-4926-393-05 DESC: CONTRACTED-WEBSITE ASN:								
				TOTALS	12,500.00	0.00	0.00	0.00
=====								
ACCOUNT # 24-4926-393-06 DESC: CONTRACTED-AD FIRM RETAINER ASN:								
				TOTALS	60,840.00	10,140.00	0.00	10,140.00
=====								
ACCOUNT # 24-4926-393-07 DESC: CONTRACTED SERVICES-STR ASN:								
				TOTALS	8,280.00	0.00	0.00	0.00
=====								
ACCOUNT # 24-4926-393-08 DESC: CONTRACTED-AD FIRM MISC ASN:								
				TOTALS	13,192.00	2,494.21	0.00	2,494.21
=====								
ACCOUNT # 24-4926-393-11 DESC: SOFTWARE, INTERNET, MISC SERVICES ASN:								
09/01/22		082522	01*284339	BUSINESS CARD	0.00	430.79	0.00	35,219.82
09/01/22		082622	01*284340	BUSINESS CARD	0.00	1,271.38	0.00	36,491.20
09/01/22		082522	01*284339	BUSINESS CARD	0.00	0.00	2.80	36,488.40
09/01/22		082622	01*284340	BUSINESS CARD	0.00	0.00	27.65	36,460.75

				TOTALS	54,024.00	52,137.85	15,677.10	36,460.75
=====								
ACCOUNT # 24-4926-393-14 DESC: CONTRACTED SERVICES-HR OUTSOURCING ASN:								
09/01/22				BUDGET BALANCE	6,259.00			708.90

ACCOUNT ACTIVITY ANALYSIS

BC2001

BEGINNING 09/01/22 ENDING 09/30/22

TRANS DATE	PO NUMBER	INVOICE NUMBER	CHECK NUMBER	TRANSACTION/ VENDOR NAME	BEGINNING BAL/BUDGET	DEBITS	CREDITS	BALANCE
ACCOUNT # 24-4926-393-14 DESC: CONTRACTED SERVICES-HR OUTSOURCING ASN: =====> CONTINUED <=====								
09/01/22		TLJ	JE-230367	JOE: PLATINUM INVOICE#615	0.00	195.95	0.00	904.85
-								
TOTALS					6,259.00	904.85	0.00	904.85
ACCOUNT # 24-4926-393-15 DESC: RESEARCH AND ANALYTICS ASN:								
09/01/22	BUDGET BALANCE				68,500.00			35,450.00
-								
TOTALS					68,500.00	35,450.00	0.00	35,450.00
ACCOUNT # 24-4926-393-16 DESC: VISTNC FARMS APP ASN:								
-								
TOTALS					1,500.00	0.00	0.00	0.00
ACCOUNT # 24-4926-412-00 DESC: BUILDING RENT ASN:								
09/01/22		211823	01*284356	OWENS & GATES LLC	0.00	1,900.00	0.00	5,700.00
-								
TOTALS					23,280.00	5,700.00	0.00	5,700.00
ACCOUNT # 24-4926-454-00 DESC: INSURANCE ASN:								
09/01/22	BUDGET BALANCE				3,447.00			0.00
-								
TOTALS					3,447.00	0.00	0.00	0.00
ACCOUNT # 24-4926-491-00 DESC: DUES AND SUBSCRIPTIONS ASN:								
09/01/22		082622	01*284340	BUSINESS CARD	0.00	10.70	0.00	7,699.00
09/01/22		082622	01*284340	BUSINESS CARD	0.00	0.00	0.70	7,698.30
-								
TOTALS					7,362.00	7,699.70	1.40	7,698.30
ACCOUNT # 24-4926-550-00 DESC: CAPITAL OUTLAY ASN:								
09/01/22	BUDGET BALANCE				5,000.00			0.00

BC2001

ACCOUNT ACTIVITY ANALYSIS
BEGINNING 09/01/22 ENDING 09/30/22

TRANS DATE	PO NUMBER	INVOICE NUMBER	CHECK NUMBER	TRANSACTION/ VENDOR NAME	BEGINNING BAL/BUDGET	DEBITS	CREDITS	BALANCE
ACCOUNT # 24-4926-550-00 DESC: CAPITAL OUTLAY ASN: =====> CONTINUED <=====								
-								
TOTALS					5,000.00	0.00	0.00	0.00
ACCOUNT # 24-4926-550-01 DESC: CAPITAL PROJECTS ASN:								
-								
TOTALS					750,000.00	0.00	0.00	0.00
ACCOUNT # 24-4926-699-00 DESC: GRANTS ASN:								
-								
TOTALS					50,000.00	0.00	0.00	0.00
ACCOUNT # 24-4926-699-02 DESC: MISCELLANEOUS DONATIONS ASN:								
-								
TOTALS					8,100.00	7,590.00	0.00	7,590.00