

JACKSON COUNTY TOURISM
DEVELOPMENT
AUTHORITY



FINANCIAL REPORT
April 30, 2021

JACKSON COUNTY TOURISM DEVELOPMENT AUTHORITY

April 30, 2022

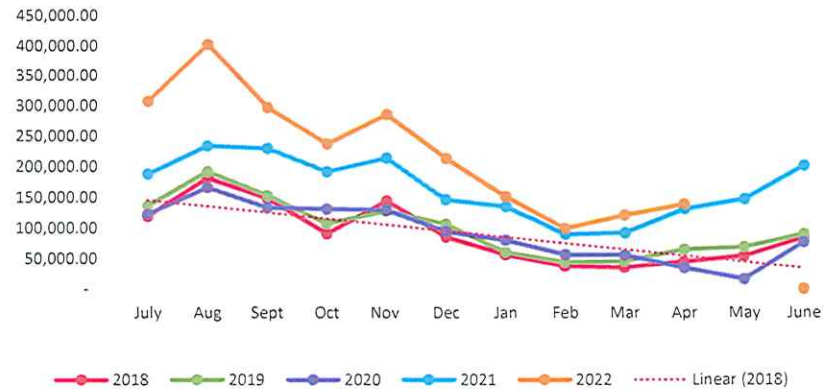
* April Room Occupancy Tax collections totaled \$138,221.08 with \$24.93 collected for penalties. The YTD collection total is \$1,940,190.49 - 88.19% of budget. The Airbnb total was \$40,458.89; the Home Away/VRBO total was \$25,649.89 and the VACASA,NC total was \$4,826.74.

* 65 accounts reported for March rentals (decrease of 21 accounts from last year). The collections were up 6.06% from the same period in 2021.

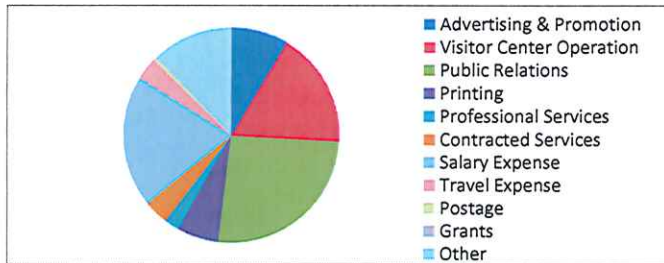
* The cash balance at April 30, 2022 is \$370,806.63 and investments total \$2,000,000.

* The expenses for April were \$77,472.11. The FYTD expenses totaled \$1,406,580.83 with encumbrances of \$85794.59, for a combined total of \$1,492,375.42 - 56.76% of budget.

Fiscal YTD Collections



TDA Expenses as of April 30, 2022

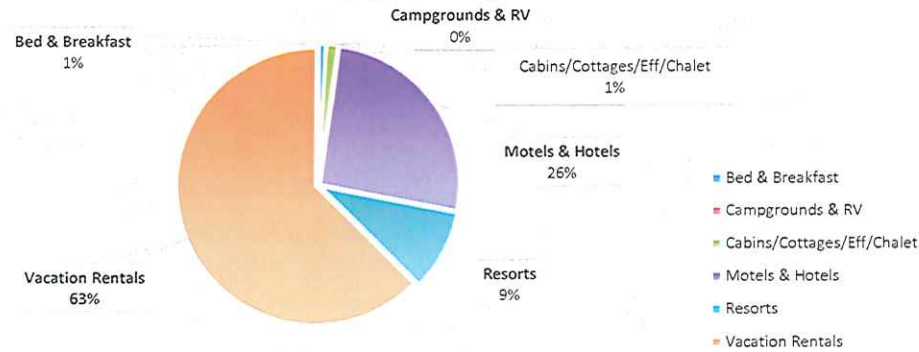


Advertising & Promotion	\$ 6,599.25
Visitor Center Operation	\$ 13,418.76
Public Relations	\$ 20,173.28
Printing	\$ 4,818.42
Professional Services	\$ 1,800.00
Contracted Services	\$ 2,768.28
Salary Expense	\$ 15,404.30
Travel Expense	\$ 2,575.68
Postage	\$ 392.04
Grants	\$ -
Other	\$ 9,522.10
Total	\$ 77,472.11

	2018	2019	2020	2021	2022
July	119,152.80	135,881.68	122,421.68	187,832.18	306,871.17
Aug	181,280.78	191,736.34	166,057.35	233,507.83	402,414.91
Sept	148,701.72	152,650.37	133,172.02	228,972.44	296,676.95
Oct	90,329.60	106,838.84	130,912.47	191,265.61	236,495.92
Nov	144,240.73	127,342.88	129,268.34	213,445.79	285,094.57
Dec	84,754.30	106,016.63	93,829.84	145,657.78	212,552.55
Jan	56,029.08	60,207.39	79,652.13	134,351.26	150,929.14
Feb	37,210.91	43,528.62	55,878.75	89,094.11	98,820.63
Mar	35,029.92	45,185.00	55,161.52	91,596.16	120,494.03
Apr	44,116.59	64,498.34	34,404.69	130,350.75	138,246.01
May	53,695.68	68,385.86	15,854.63	146,638.28	-
June	83,711.73	89,275.51	76,044.67	200,754.27	-
Total	\$ 1,078,253.84	\$ 1,191,547.46	\$ 1,092,658.09	\$ 1,993,466.46	\$ 2,248,595.88

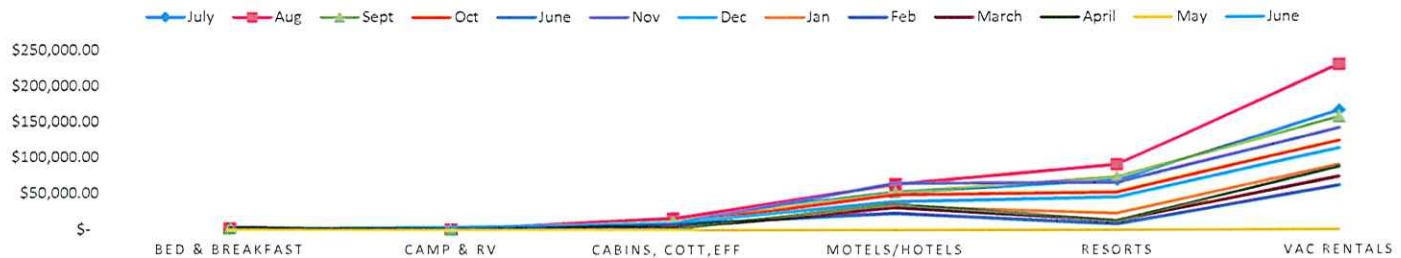


**Room Occupancy Tax Collections
4/30/22 for March Rentals**



Bed & Breakfast	\$ 937.40
Campgrounds & RV	\$ 300.29
Cabins/Cottages/Eff/Chalet	\$ 1,705.09
Motels & Hotels	\$ 35,898.77
Resorts	\$ 12,924.01
Vacation Rentals	\$ 86,480.45
Total	\$ 138,246.01

ROOM OCCUPANCY TAX COLLECTIONS BY TYPE



COLLECTIONS BY TYPE

	Bed & Breakfast	Camp & Rv	Cabins, Cott, Eff	Motels/Hotels	Resorts	Vac Rentals	Totals
July	\$ 1,539.78	\$ 843.97	\$ 17,241.94	\$ 52,133.03	\$ 69,309.94	\$ 165,802.51	\$ 306,871.17
Aug	\$ 2,065.25	\$ 985.62	\$ 15,666.72	\$ 63,217.57	\$ 90,676.33	\$ 229,803.42	\$ 402,414.91
Sept	\$ 2,012.96	\$ 799.40	\$ 11,458.61	\$ 52,387.73	\$ 73,039.18	\$ 156,979.07	\$ 296,676.95
Oct	\$ 1,680.29	\$ 793.72	\$ 8,966.93	\$ 48,967.93	\$ 52,297.59	\$ 123,789.46	\$ 236,495.92
Nov	\$ 3,537.26	\$ 987.75	\$ 9,149.35	\$ 64,458.23	\$ 65,719.24	\$ 141,242.74	\$ 285,094.57
Dec	\$ 1,855.39	\$ 3,608.33	\$ 9,321.73	\$ 39,543.81	\$ 45,357.30	\$ 112,865.99	\$ 212,552.55
Jan	\$ 1,114.51	\$ 179.21	\$ 4,031.11	\$ 32,828.68	\$ 23,187.43	\$ 89,588.20	\$ 150,929.14
Feb	\$ 920.64	\$ 140.65	\$ 8,188.70	\$ 23,582.66	\$ 8,413.24	\$ 60,761.15	\$ 102,007.04
March	\$ 796.72	\$ 98.88	\$ 2,953.62	\$ 30,644.02	\$ 13,070.03	\$ 72,930.76	\$ 120,494.03
April	\$ 937.40	\$ 300.29	\$ 1,705.09	\$ 35,898.77	\$ 12,924.01	\$ 86,480.45	\$ 138,246.01
May	\$ -	\$ -	\$ -	\$ -	\$ -	\$ -	\$ -
June	\$ -	\$ -	\$ -	\$ -	\$ -	\$ -	\$ -
Total	\$ 16,460.20	\$ 8,737.82	\$ 88,683.80	\$ 443,662.43	\$ 453,994.29	\$ 1,240,243.75	\$ 2,251,782.29

% By Type	0.73%	0.39%	3.94%	19.70%	20.16%	55.08%	100.00%
------------------	--------------	--------------	--------------	---------------	---------------	---------------	----------------



**JACKSON COUNTY TOURISM DEVELOPMENT AUTHORITY
TOTAL ROOM OCCUPANCY TAX COLLECTIONS BY MONTH**

Month	Tax Collected	# Units Reporting	% of Inc/Dec
July-2020	\$ 187,832.18	113	10%
July-2021	\$ 306,871.17	107	63.38%
	\$ 119,038.99	-6	
August-2020	\$ 233,507.83	118	9%
August-2021	\$ 402,414.91	115	72.33%
	\$ 168,907.08	-3	
September-2020	\$ 228,972.44	116	3%
September-2021	\$ 296,676.95	93	29.57%
	\$ 67,704.51	-23	
October-2020	\$ 191,265.61	109	4%
October-2021	\$ 236,495.92	93	23.65%
	\$ 45,230.31	-16	
November-2020	\$ 213,445.79	89	1%
November-2021	\$ 285,094.57	93	33.57%
	\$ 71,648.78	4	
December-2020	\$ 145,657.78	106	-10%
December-2021	\$ 212,552.55	86	45.93%
	\$ 66,894.77	-20	
January-2021	\$ 134,351.26	96	18%
January-2022	\$ 150,929.14	71	12.34%
	\$ 16,577.88	-25	
February-2021	\$ 89,094.11	82	15%
February-2022	\$ 98,820.63	71	10.92%
	\$ 9,726.52	-11	
March-2021	\$ 91,596.16	83	4%
March-2022	\$ 120,494.03	70	31.55%
	\$ 28,897.87	-13	
April-2021	\$ 130,350.75	86	95%
April-2022	\$ 138,246.01	65	6.06%
	\$ 7,895.26	-21	
May-2021	\$ 146,638.28	93	35%
May-2022			-100.00%
	\$ (146,638.28)	-93	
June-2021	\$ 200,754.27	101	15%
June-2022		0	-100.00%
	\$ (200,754.27)	-101	
FYTD 2020	\$ 1,993,466.46		
FYTD 2021	\$ 2,248,595.88		

COUNTY OF JACKSON
 Trial Balance - Balance Sheet Accounts
 Report dates 04/01/2022 - thru - 04/30/2022

Account Number	Account Description	Beginning Balance Dr (Cr)	Debits	Credits	Ending Balance Dr (Cr)
24-1110-000-00	CASH ON HAND	309,239.62	207,830.06	146,263.05	370,806.63
24-1130-000-00	CASH IN TIME DEPOSIT	2,000,000.00	0.00	0.00	2,000,000.00
24-1231-000-00	ACCOUNTS RECEIVABLE	0.00	0.00	0.00	0.00
24-1232-892-00	ACCTS RECEIVABLE SALES TAX	3,693.71	164.43	0.00	3,858.14
24-1232-893-00	ACCTS RECEIVABLE SALES TAX	12.92	7.31	0.00	20.23
Total Asset		2,312,946.25	208,001.80	146,263.05	2,374,685.00
24-2100-000-00	ACCOUNTS PAYABLE	0.00	60,049.47	60,049.47	0.00
24-2200-000-00	ACCRUED VACATION PAYABLE	(205.38)	0.00	0.00	(205.38)
24-2200-175-00	FEDERAL TAX PAYABLE	0.00	1,842.49	1,842.49	0.00
24-2200-176-00	STATE TAX PAYABLE	0.00	633.00	633.00	0.00
24-2200-181-00	FICA TAX PAYABLE	0.00	1,098.05	1,098.05	0.00
24-2200-182-00	RETIREMENT PAYABLE	(805.45)	1,668.28	2,502.42	(1,639.59)
24-2200-187-00	MEDICARE TAX PAYABLE	0.00	256.81	256.81	0.00
24-2300-000-11	DUE TO GENERAL	0.00	62,805.85	62,805.85	0.00
24-2900-000-00	FUND BALANCE	(1,646,498.96)	0.00	0.00	(1,646,498.96)
24-2900-000-01	RES BY STATE STATUTE	(190,942.00)	0.00	0.00	(190,942.00)
24-2912-000-00	RESERVE FOR ENCUMBRANCES	99,799.01	50,886.11	64,890.53	85,794.59
24-2912-000-01	RESERVE FOR ENCUMBRANCES-PRIOR YEAR	(99,799.01)	64,890.53	50,886.11	(85,794.59)
24-3000-000-00	REVENUE CONTROL	(1,803,603.18)	35.33	138,412.05	(1,941,979.90)
24-4000-000-00	EXPENDITURE CONTROL	1,329,108.72	84,263.07	6,790.96	1,406,580.83
Total Liability		(2,312,946.25)	328,428.99	390,167.74	(2,374,685.00)
Total TOURISM DEVELOPMENT AUTH		0.00	536,430.79	536,430.79	0.00

COUNTY OF JACKSON
Income Statement
Report dates 07/01/2021 - thru - 04/30/2022

Account Number	Description	Adjusted Budget 07/01/2021 04/30/2022	Debits and Credits 04/01/2022 04/30/2022	Debits and Credits 07/01/2021 04/30/2022	Encumbrances 07/01/2021 04/30/2022	Balance 07/01/2021 04/30/2022	% Used
24-3230-130-00	JACKSON COUNTY TDA	2,200,000.00	138,221.08	1,940,190.49	0.00	259,809.51	88.19
	TAX REVENUE	2,200,000.00	138,221.08	1,940,190.49	0.00	259,809.51	88.19
24-3270-170-01	JACKSON TDA - PENALTY	5,000.00	24.93	1,534.22	0.00	3,465.78	30.68
24-3270-190-00	MARKETING AND ADVERTISIN	10,000.00	0.00	0.00	0.00	10,000.00	0.00
	PENALTY & INTEREST	15,000.00	24.93	1,534.22	0.00	13,465.78	10.23
24-3831-491-00	INVESTMENT EARNINGS	1,000.00	130.71	255.19	0.00	744.81	25.52
	REVENUES	1,000.00	130.71	255.19	0.00	744.81	25.52
24-3991-000-00	FUND BALANCE	413,075.00	0.00	0.00	0.00	413,075.00	0.00
	FUND BALANCE	413,075.00	0.00	0.00	0.00	413,075.00	0.00
DEPARTMENT TOTAL Revenue		2,629,075.00	138,376.72	1,941,979.90	0.00	687,095.10	73.87
24-4926-121-00	SALARIES & WAGES	135,159.00	11,489.32	121,688.02	0.00	13,470.98	90.03
24-4926-126-00	PART-TIME SALARIES	20,000.00	0.00	0.00	0.00	20,000.00	0.00
24-4926-170-00	BOARD MEMBER EXPENSE	9,500.00	0.00	3,385.64	0.00	6,114.36	35.64
24-4926-181-00	SOCIAL SECURITY CONTRIBU	8,690.00	1,098.05	7,557.80	0.00	1,132.20	86.97
24-4926-182-00	RETIREMENT EXPENSE	16,020.00	1,637.01	12,483.78	0.00	3,536.22	77.93
24-4926-183-00	HOSPITALIZATION INSURANC	19,425.00	1,264.29	13,608.03	0.00	5,816.97	70.05
24-4926-185-00	UNEMPLOYMENT INSURANCE	520.00	158.82	556.09	0.00	-36.09	106.94
24-4926-186-00	WORKMAN'S COMPENSATION	1,330.00	0.00	446.00	0.00	884.00	33.53
24-4926-187-00	MEDICARE TAX	2,032.00	256.81	1,917.72	0.00	114.28	94.38
24-4926-190-00	PROFESSIONAL SER-COUNTY	16,250.00	1,354.17	13,541.70	0.00	2,708.30	83.33
24-4926-191-00	PROFESSIONAL SER-AUDIT	7,200.00	1,800.00	7,250.00	0.00	-50.00	100.69
24-4926-192-00	LEGAL SERVICES	2,000.00	0.00	0.00	0.00	2,000.00	0.00
24-4926-260-00	OFFICE SUPPLIES	5,500.00	548.31	8,765.81	0.00	-3,265.81	159.38
24-4926-299-00	MISCELLANEOUS	20,954.00	738.18	9,132.99	0.00	11,821.01	43.59
24-4926-311-00	TRAVEL	35,845.00	2,575.68	27,250.38	901.33	7,693.29	78.54
24-4926-321-00	TELEPHONE	2,264.00	79.06	2,548.38	0.00	-284.38	112.56
24-4926-321-01	TELEPHONE-VISITOR CENTER	4,430.00	751.47	7,911.35	0.00	-3,481.35	178.59
24-4926-321-02	TELEPHONE-DIRECTOR	0.00	0.00	0.00	0.00	0.00	0.00
24-4926-325-00	POSTAGE	34,678.00	392.04	23,827.61	0.00	10,850.39	68.71
24-4926-331-00	UTILITIES	2,000.00	230.19	2,544.86	0.00	-544.86	127.24
24-4926-341-00	PRINTING	99,741.00	4,818.42	33,591.16	61,176.00	4,973.84	95.01
24-4926-351-00	REPAIRS & MAINT-BUILDING	500.00	0.00	0.00	0.00	500.00	0.00

COUNTY OF JACKSON
Income Statement

Report dates 07/01/2021 - thru - 04/30/2022

Account Number	Description	Adjusted Budget 07/01/2021 04/30/2022	Debits and Credits 04/01/2022 04/30/2022	Debits and Credits 07/01/2021 04/30/2022	Encumbrances 07/01/2021 04/30/2022	Balance 07/01/2021 04/30/2022	% Used
24-4926-370-00	AD FIRM MEDIA	438,529.00	0.00	381,203.51	0.00	57,325.49	86.93
24-4926-370-01	WEBSITE SERVICE	19,200.00	0.00	16,000.00	0.00	3,200.00	83.33
24-4926-370-02	CREATIVE & PRODUCTION SE	100,000.00	0.00	131,253.85	0.00	-31,253.85	131.25
24-4926-370-03	DIGITAL CAMPAIGN REPORTI	12,000.00	0.00	10,000.00	0.00	2,000.00	83.33
24-4926-370-04	E-MAIL CAMPAIGNS	7,200.00	0.00	5,875.00	0.00	1,325.00	81.60
24-4926-370-05	SEM MANAGEMENT	14,400.00	0.00	12,300.00	0.00	2,100.00	85.42
24-4926-370-07	SOCIAL MEDIA	0.00	0.00	0.00	0.00	0.00	0.00
24-4926-370-09	SOCIAL MEDIA SPEND	82,000.00	6,410.58	52,649.44	20,050.56	9,300.00	88.66
24-4926-393-00	VISITOR CENTER OPERATION	178,421.00	13,418.76	141,441.99	0.00	36,979.01	79.27
24-4926-393-01	PUBLIC RELATIONS	111,200.00	20,173.28	86,392.54	0.00	24,807.46	77.69
24-4926-393-02	CONTRACTED SERVICES	22,000.00	1,833.33	18,333.30	0.00	3,666.70	83.33
24-4926-393-03	CONTRACTED SERVICES-RECO	1,400.00	50.00	250.00	0.00	1,150.00	17.86
24-4926-393-05	CONTRACTED-WEBSITE	38,400.00	0.00	0.00	0.00	38,400.00	0.00
24-4926-393-06	CONTRACTED-AD FIRM RETAI	60,840.00	0.00	50,505.00	0.00	10,335.00	83.01
24-4926-393-07	CONTRACTED SERVICES-STR	8,280.00	0.00	8,280.00	0.00	0.00	0.00
24-4926-393-08	CONTRACTED-AD FIRM MISC	12,392.00	0.00	17,204.78	0.00	-4,812.78	138.84
24-4926-393-11	SOFTWARE, INTERNET, MISC S	58,713.00	2,888.67	30,031.91	330.00	28,351.09	51.71
24-4926-393-14	CONTRACTED SERVICES-HR O	6,408.00	884.95	5,237.50	0.00	1,170.50	81.73
24-4926-393-15	RESEARCH AND ANALYTICS	62,000.00	0.00	46,000.00	0.00	16,000.00	74.19
24-4926-412-00	BUILDING RENT	22,580.00	1,900.00	20,016.00	0.00	2,564.00	88.64
24-4926-454-00	INSURANCE	3,447.00	618.00	2,973.00	0.00	474.00	86.25
24-4926-491-00	DUES AND SUBSCRIPTIONS	7,503.00	102.72	6,874.58	0.00	628.42	91.62
24-4926-550-00	CAPITAL OUTLAY	23,349.00	0.00	22,251.11	0.00	1,097.89	95.30
24-4926-550-01	CAPITAL PROJECTS	500,000.00	0.00	0.00	0.00	500,000.00	0.00
24-4926-699-00	GRANTS	50,000.00	0.00	41,300.00	0.00	8,700.00	82.60
24-4926-699-02	MISCELLANEOUS DONATIONS	8,275.00	0.00	2,200.00	2,400.00	3,675.00	55.59
24-4926-990-00	CONTINGENCY	336,500.00	0.00	0.00	936.70	335,563.30	0.28
TOURISM DEVELOPMENT AUTHORITY		2,629,075.00	77,472.11	1,406,580.83	85,794.59	1,136,699.58	56.76
DEPARTMENT TOTAL Expense		-2,629,075.00	-77,472.11	-1,406,580.83	85,794.59	-1,136,699.58	56.76
Fund 24 TOURISM DEVELOPMENT AUTH		0.00	60,904.61	535,399.07	85,794.59	-449,604.48	65.31

ACCOUNT ACTIVITY ANALYSIS

BC2001

BEGINNING 04/01/22 ENDING 04/30/22

TRANS DATE	PO NUMBER	INVOICE NUMBER	CHECK NUMBER	TRANSACTION/ VENDOR NAME	BEGINNING BAL/BUDGET	DEBITS	CREDITS	BALANCE
ACCOUNT # 24-4926-121-00 DESC: SALARIES & WAGES ASN:								
04/01/22				BUDGET BALANCE	135,159.00			110,198.70
04/01/22	TLJ	JE-220969	JE-220969	JOE: REVERSE JE#220968	0.00	0.00	6,221.14	103,977.56
04/01/22	TLJ	JE-220970	JE-220970	JOE: TDA PAY PERIOD 7 4/1	0.00	5,827.74	0.00	109,805.30
04/20/22	TLJ	JE-221026	JE-221026	JOE: TDA PAYROLL 4/15/202	0.00	5,939.29	0.00	115,744.59
04/29/22	TLJ	JE-221067	JE-221067	JOE: TDA PAYROLL 4/29/202	0.00	5,943.43	0.00	121,688.02
TOTALS					135,159.00	127,909.16	6,221.14	121,688.02
ACCOUNT # 24-4926-126-00 DESC: PART-TIME SALARIES ASN:								
04/01/22				BUDGET BALANCE	20,000.00			0.00
TOTALS					20,000.00	0.00	0.00	0.00
ACCOUNT # 24-4926-170-00 DESC: BOARD MEMBER EXPENSE ASN:								
TOTALS					9,500.00	3,390.33	4.69	3,385.64
ACCOUNT # 24-4926-181-00 DESC: SOCIAL SECURITY CONTRIBUTION ASN:								
04/04/22	TLJ	JE-220972	JE-220972	JOE: TDA ASSURE TAX DRAFT	0.00	361.32	0.00	6,821.07
04/20/22	TLJ	JE-221027	JE-221027	JOE: TDA PAYROLL TAX 4/15	0.00	368.23	0.00	7,189.30
04/29/22	TLJ	JE-221068	JE-221068	JOE: TDA PAYROLL TAXES 4/	0.00	368.50	0.00	7,557.80
TOTALS					8,690.00	8,221.08	663.28	7,557.80
ACCOUNT # 24-4926-182-00 DESC: RETIREMENT EXPENSE ASN:								
04/01/22				BUDGET BALANCE	16,020.00			10,846.77
04/04/22	TLJ	JE-220972	JE-220972	JOE: TDA ASSURE TAX DRAFT	0.00	545.67	0.00	11,392.44
04/20/22	TLJ	JE-221027	JE-221027	JOE: TDA PAYROLL TAX 4/15	0.00	545.67	0.00	11,938.11
04/29/22	TLJ	JE-221068	JE-221068	JOE: TDA PAYROLL TAXES 4/	0.00	545.67	0.00	12,483.78
TOTALS					16,020.00	13,690.85	1,207.07	12,483.78
ACCOUNT # 24-4926-183-00 DESC: HOSPITALIZATION INSURANCE ASN:								
04/01/22				BUDGET BALANCE	19,425.00			12,343.74

ACCOUNT ACTIVITY ANALYSIS

BC2001

BEGINNING 04/01/22 ENDING 04/30/22

TRANS DATE	PO NUMBER	INVOICE NUMBER	CHECK NUMBER	TRANSACTION/ VENDOR NAME	BEGINNING BAL/BUDGET	DEBITS	CREDITS	BALANCE
ACCOUNT # 24-4926-183-00 DESC: HOSPITALIZATION INSURANCE ASN: =====> CONTINUED <=====								
04/25/22		04/11/2022	01*281262	BCBS OF NC	0.00	1,107.23	0.00	13,450.97
04/25/22		466500	01*281418	COMPANION LIFE INSURANCE	0.00	157.06	0.00	13,608.03
-								
TOTALS					19,425.00	13,608.03	0.00	13,608.03
ACCOUNT # 24-4926-185-00 DESC: UNEMPLOYMENT INSURANCE ASN:								
04/01/22				BUDGET BALANCE	520.00			397.27
04/04/22	TLJ		JE-220972	JOE: TDA ASSURE TAX DRAFT	0.00	71.10	0.00	468.37
04/20/22	TLJ		JE-221027	JOE: TDA PAYROLL TAX 4/15	0.00	52.75	0.00	521.12
04/29/22	TLJ		JE-221068	JOE: TDA PAYROLL TAXES 4/	0.00	34.97	0.00	556.09
-								
TOTALS					520.00	623.14	67.05	556.09
ACCOUNT # 24-4926-186-00 DESC: WORKMAN'S COMPENSATION ASN:								
04/01/22				BUDGET BALANCE	1,330.00			446.00
-								
TOTALS					1,330.00	1,776.00	1,330.00	446.00
ACCOUNT # 24-4926-187-00 DESC: MEDICARE TAX ASN:								
04/04/22	TLJ		JE-220972	JOE: TDA ASSURE TAX DRAFT	0.00	84.50	0.00	1,745.41
04/20/22	TLJ		JE-221027	JOE: TDA PAYROLL TAX 4/15	0.00	86.12	0.00	1,831.53
04/29/22	TLJ		JE-221068	JOE: TDA PAYROLL TAXES 4/	0.00	86.19	0.00	1,917.72
-								
TOTALS					2,032.00	2,072.86	155.14	1,917.72
ACCOUNT # 24-4926-190-00 DESC: PROFESSIONAL SER-COUNTY ASN:								
04/01/22				BUDGET BALANCE	16,250.00			12,187.53
04/30/22	TLJ		JE-221066	JOE: TDA ADMIN APRIL,2022	0.00	1,354.17	0.00	13,541.70
-								
TOTALS					16,250.00	13,541.70	0.00	13,541.70
ACCOUNT # 24-4926-191-00 DESC: PROFESSIONAL SER-AUDIT ASN:								
04/01/22				BUDGET BALANCE	7,200.00			5,450.00

ACCOUNT ACTIVITY ANALYSIS

BC2001

BEGINNING 04/01/22 ENDING 04/30/22

TRANS DATE	PO NUMBER	INVOICE NUMBER	CHECK NUMBER	TRANSACTION/ VENDOR NAME	BEGINNING BAL/BUDGET	DEBITS	CREDITS	BALANCE
------------	-----------	----------------	--------------	-----------------------------	-------------------------	--------	---------	---------

ACCOUNT # 24-4926-191-00 DESC: PROFESSIONAL SER-AUDIT ASN: =====> CONTINUED <=====

04/25/22		229619	01*281426	MARTIN STARNES & ASSOCIAT	0.00	1,800.00	0.00	7,250.00
TOTALS					7,200.00	7,250.00	0.00	7,250.00

ACCOUNT # 24-4926-192-00 DESC: LEGAL SERVICES ASN:

04/01/22				BUDGET BALANCE	2,000.00			0.00
TOTALS					2,000.00	0.00	0.00	0.00

ACCOUNT # 24-4926-260-00 DESC: OFFICE SUPPLIES ASN:

04/04/22		032522	01*281068	BUSINESS CARD	0.00	74.62	0.00	8,292.12
04/08/22		31252653	01*281214	IMAGE SOLUTIONS, LLC	0.00	247.37	0.00	8,539.49
04/08/22		032522	01*281068	BUSINESS CARD	0.00	0.00	4.87	8,534.62
04/08/22		31252653	01*281214	IMAGE SOLUTIONS, LLC	0.00	0.00	16.18	8,518.44
04/25/22		31437225	01*281444	IMAGE SOLUTIONS, LLC	0.00	247.37	0.00	8,765.81
TOTALS					5,500.00	9,157.96	392.15	8,765.81

ACCOUNT # 24-4926-299-00 DESC: MISCELLANEOUS ASN:

04/01/22				BUDGET BALANCE	20,954.00			8,394.81
04/08/22		INV272090	01*281214	IMAGE SOLUTIONS, LLC	0.00	199.79	0.00	8,594.60
04/08/22		1159	01*281212	KRYSTAL CLEAN LLC	0.00	120.00	0.00	8,714.60
04/08/22		INV272090	01*281214	IMAGE SOLUTIONS, LLC	0.00	0.00	13.07	8,701.53
04/12/22		16F9-7G7J-	01*281396	AMAZON CAPITAL SERVICES	0.00	33.13	0.00	8,734.66
04/19/22		21-1356	01*281344	NATIONAL COMMUNICATIONS,	0.00	372.36	0.00	9,107.02
04/20/22		197760	01*281320	CHEROKEE BOTTLED WATER	0.00	32.56	0.00	9,139.58
04/20/22		187166	01*281320	CHEROKEE BOTTLED WATER	0.00	11.74	0.00	9,151.32
04/20/22		193545	01*281320	CHEROKEE BOTTLED WATER	0.00	11.74	0.00	9,163.06
04/25/22		187166	01*281320	CHEROKEE BOTTLED WATER	0.00	0.00	0.74	9,162.32
04/25/22		193545	01*281320	CHEROKEE BOTTLED WATER	0.00	0.00	0.74	9,161.58
04/25/22		197760	01*281320	CHEROKEE BOTTLED WATER	0.00	0.00	2.06	9,159.52
04/25/22		21-1356	01*281344	NATIONAL COMMUNICATIONS,	0.00	0.00	17.05	9,142.47
04/25/22		21-1356	01*281344	NATIONAL COMMUNICATIONS,	0.00	0.00	7.31	9,135.16
04/25/22		16F9-7G7J-	01*281396	AMAZON CAPITAL SERVICES	0.00	0.00	2.17	9,132.99
TOTALS					20,954.00	10,140.61	1,007.62	9,132.99

ACCOUNT ACTIVITY ANALYSIS

BC2001

BEGINNING 04/01/22 ENDING 04/30/22

TRANS DATE	PO NUMBER	INVOICE NUMBER	CHECK NUMBER	TRANSACTION/ VENDOR NAME	BEGINNING BAL/BUDGET	DEBITS	CREDITS	BALANCE
------------	-----------	----------------	--------------	-----------------------------	-------------------------	--------	---------	---------

ACCOUNT # 24-4926-299-00 DESC: MISCELLANEOUS ASN: =====> CONTINUED <=====

ACCOUNT # 24-4926-311-00 DESC: TRAVEL ASN:

04/01/22				BUDGET BALANCE	35,845.00			24,674.70
04/04/22		032522	01*281068	BUSINESS CARD	0.00	879.70	0.00	25,554.40
04/04/22		032622	01*281069	BUSINESS CARD	0.00	1,688.20	0.00	27,242.60
04/08/22		032522	01*281068	BUSINESS CARD	0.00	0.00	24.00	27,218.60
04/08/22		032622	01*281069	BUSINESS CARD	0.00	0.00	24.00	27,194.60
04/25/22		04/18/2022	02*9082	CALEB MICHAEL SULLIVAN	0.00	55.78	0.00	27,250.38
TOTALS					35,845.00	27,787.23	536.85	27,250.38

ACCOUNT # 24-4926-321-00 DESC: TELEPHONE ASN:

04/01/22				BUDGET BALANCE	2,264.00			2,469.32
04/08/22		106759	01*281114	BALSAMWEST	0.00	477.14	0.00	2,946.46
04/13/22		224815		CASHIERS AREA CHAM COMM	0.00	0.00	398.08	2,548.38
TOTALS					2,264.00	6,553.91	4,005.53	2,548.38

ACCOUNT # 24-4926-321-01 DESC: TELEPHONE-VISITOR CENTERS ASN:

04/01/22				BUDGET BALANCE	4,430.00			7,159.88
04/04/22		105783	01*281114	BALSAMWEST	0.00	382.72	0.00	7,542.60
04/06/22		105784	01*281114	BALSAMWEST	0.00	368.75	0.00	7,911.35
TOTALS					4,430.00	8,299.56	388.21	7,911.35

ACCOUNT # 24-4926-325-00 DESC: POSTAGE ASN:

04/01/22				BUDGET BALANCE	34,678.00			23,435.57
04/04/22		032522	01*281068	BUSINESS CARD	0.00	15.59	0.00	23,451.16
04/04/22		032622	01*281069	BUSINESS CARD	0.00	66.75	0.00	23,517.91
04/08/22		032522	01*281068	BUSINESS CARD	0.00	0.00	1.02	23,516.89
04/11/22		17VA27152	01*281231	UPS	0.00	185.82	0.00	23,702.71
04/11/22		04032022	01*281337	PURCHASE POWER	0.00	80.87	0.00	23,783.58
04/18/22		17VA27162	01*281331	UPS	0.00	49.32	0.00	23,832.90
04/25/22		04032022	01*281337	PURCHASE POWER	0.00	0.00	5.29	23,827.61
TOTALS					34,678.00	23,955.96	128.35	23,827.61

ACCOUNT ACTIVITY ANALYSIS

BC2001

BEGINNING 04/01/22 ENDING 04/30/22

TRANS DATE	PO NUMBER	INVOICE NUMBER	CHECK NUMBER	TRANSACTION/ VENDOR NAME	BEGINNING BAL/BUDGET	DEBITS	CREDITS	BALANCE
ACCOUNT # 24-4926-325-00 DESC: POSTAGE ASN: =====> CONTINUED <=====								
ACCOUNT # 24-4926-331-00 DESC: UTILITIES ASN:								
04/01/22				BUDGET BALANCE	2,000.00			2,314.67
04/01/22		211818	01*280907	OWENS & GATES LLC	0.00	40.00	0.00	2,354.67
04/22/22		04/25/2022	01*281248	DUKE ENERGY	0.00	190.19	0.00	2,544.86
-								
TOTALS					2,000.00	2,544.86	0.00	2,544.86
ACCOUNT # 24-4926-341-00 DESC: PRINTING ASN:								
04/01/22				BUDGET BALANCE	99,741.00			28,772.74
04/04/22		032522	01*281068	BUSINESS CARD	0.00	60.00	0.00	28,832.74
04/04/22		032622	01*281069	BUSINESS CARD	0.00	14.77	0.00	28,847.51
04/08/22	220617	.71101	01*281138	CLARK COMMUNICATIONS	0.00	373.84	0.00	29,221.35
04/08/22	220630	53183-1	01*281152	PANAPRINT INC.	0.00	4,395.24	0.00	33,616.59
04/08/22		032622	01*281069	BUSINESS CARD	0.00	0.00	0.97	33,615.62
04/08/22		.71101	01*281138	CLARK COMMUNICATIONS	0.00	0.00	24.46	33,591.16
-								
TOTALS					99,741.00	34,557.51	966.35	33,591.16
ACCOUNT # 24-4926-370-00 DESC: AD FIRM MEDIA ASN:								
04/01/22				BUDGET BALANCE	438,529.00			381,203.51
-								
TOTALS					438,529.00	381,203.51	0.00	381,203.51
ACCOUNT # 24-4926-370-01 DESC: WEBSITE SERVICE ASN:								
-								
TOTALS					19,200.00	16,000.00	0.00	16,000.00
ACCOUNT # 24-4926-370-02 DESC: CREATIVE & PRODUCTION SERVICES ASN:								
-								
TOTALS					100,000.00	131,253.85	0.00	131,253.85
ACCOUNT # 24-4926-370-03 DESC: DIGITAL CAMPAIGN REPORTING ASN:								
-								
TOTALS					12,000.00	10,000.00	0.00	10,000.00

ACCOUNT ACTIVITY ANALYSIS

BC2001

BEGINNING 04/01/22 ENDING 04/30/22

TRANS DATE	PO NUMBER	INVOICE NUMBER	CHECK NUMBER	TRANSACTION/ VENDOR NAME	BEGINNING BAL/BUDGET	DEBITS	CREDITS	BALANCE
------------	-----------	----------------	--------------	--------------------------	----------------------	--------	---------	---------

ACCOUNT # 24-4926-370-03 DESC: DIGITAL CAMPAIGN REPORTING ASN: CONTINUED

ACCOUNT # 24-4926-370-04 DESC: E-MAIL CAMPAIGNS ASN:

TOTALS					7,200.00	5,875.00	0.00	5,875.00
--------	--	--	--	--	----------	----------	------	----------

ACCOUNT # 24-4926-370-05 DESC: SEM MANAGEMENT ASN:

TOTALS					14,400.00	12,300.00	0.00	12,300.00
--------	--	--	--	--	-----------	-----------	------	-----------

ACCOUNT # 24-4926-370-09 DESC: SOCIAL MEDIA SPEND ASN:

04/04/22	220056	032822	01*281071	BUSINESS CARD	0.00	6,410.58	0.00	52,649.44
----------	--------	--------	-----------	---------------	------	----------	------	-----------

TOTALS					82,000.00	52,649.44	0.00	52,649.44
--------	--	--	--	--	-----------	-----------	------	-----------

ACCOUNT # 24-4926-393-00 DESC: VISITOR CENTER OPERATIONS ASN:

04/01/22				BUDGET BALANCE	178,421.00			128,023.23
04/01/22		211138A	01*280984	CASHIERS AREA CHAMBER OF	0.00	5,500.00	0.00	133,523.23
04/01/22		211138B	01*280984	CASHIERS AREA CHAMBER OF	0.00	742.67	0.00	134,265.90
04/05/22		211126A	01*280958	JACKSON CO. CHAMBER OF CO	0.00	6,000.00	0.00	140,265.90
04/05/22		211126B	01*280958	JACKSON CO. CHAMBER OF CO	0.00	827.42	0.00	141,093.32
04/05/22		211126C	01*280958	JACKSON CO. CHAMBER OF CO	0.00	160.00	0.00	141,253.32
04/05/22		211126	01*280958	JACKSON CO. CHAMBER OF CO	0.00	188.67	0.00	141,441.99

TOTALS					178,421.00	141,441.99	0.00	141,441.99
--------	--	--	--	--	------------	------------	------	------------

ACCOUNT # 24-4926-393-01 DESC: PUBLIC RELATIONS ASN:

04/01/22				BUDGET BALANCE	111,200.00			66,219.26
04/08/22		63917	01*281200	LOU HAMMOND GROUP ATLANTA	0.00	13,800.91	0.00	80,020.17
04/25/22		65000	01*281436	LOU HAMMOND GROUP ATLANTA	0.00	622.37	0.00	80,642.54
04/25/22		63921	01*281436	LOU HAMMOND GROUP ATLANTA	0.00	5,750.00	0.00	86,392.54

TOTALS					111,200.00	86,412.65	20.11	86,392.54
--------	--	--	--	--	------------	-----------	-------	-----------

BC2001 BEGINNING 04/01/22 ENDING 04/30/22

TRANS DATE	PO NUMBER	INVOICE NUMBER	CHECK NUMBER	TRANSACTION/ VENDOR NAME	BEGINNING BAL/BUDGET	DEBITS	CREDITS	BALANCE
------------	-----------	----------------	--------------	-----------------------------	-------------------------	--------	---------	---------

ACCOUNT # 24-4926-393-01 DESC: PUBLIC RELATIONS ASN: =====> CONTINUED <=====

ACCOUNT # 24-4926-393-02 DESC: CONTRACTED SERVICES ASN:

04/01/22				BUDGET BALANCE	22,000.00			16,499.97
04/30/22	TLJ		JE-221066	JOE: TDA ADMIN APRIL,2022	0.00	1,833.33	0.00	18,333.30
TOTALS					22,000.00	18,333.30	0.00	18,333.30

ACCOUNT # 24-4926-393-03 DESC: CONTRACTED SERVICES-RECORDING ASN:

04/01/22				BUDGET BALANCE	1,400.00			200.00
04/25/22		03/23/2022	01*281387	CHERYL OSBORNE	0.00	50.00	0.00	250.00
TOTALS					1,400.00	250.00	0.00	250.00

ACCOUNT # 24-4926-393-05 DESC: CONTRACTED-WEBSITE ASN:

04/01/22				BUDGET BALANCE	38,400.00			0.00
TOTALS					38,400.00	0.00	0.00	0.00

ACCOUNT # 24-4926-393-06 DESC: CONTRACTED-AD FIRM RETAINER ASN:

TOTALS					60,840.00	50,505.00	0.00	50,505.00
--------	--	--	--	--	-----------	-----------	------	-----------

ACCOUNT # 24-4926-393-08 DESC: CONTRACTED-AD FIRM MISC ASN:

TOTALS					12,392.00	17,204.78	0.00	17,204.78
--------	--	--	--	--	-----------	-----------	------	-----------

ACCOUNT # 24-4926-393-11 DESC: SOFTWARE,INTERNET,MISC SERVICES ASN:

04/04/22		032522	01*281068	BUSINESS CARD	0.00	1,220.81	0.00	28,364.05
04/04/22		032622	01*281069	BUSINESS CARD	0.00	1,690.08	0.00	30,054.13
04/08/22		22-317	01*281097	NATIONAL COMMUNICATIONS,	0.00	5.59	0.00	30,059.72
04/08/22		032522	01*281068	BUSINESS CARD	0.00	0.00	22.21	30,037.51

ACCOUNT ACTIVITY ANALYSIS

BC2001

BEGINNING 04/01/22 ENDING 04/30/22

TRANS DATE	PO NUMBER	INVOICE NUMBER	CHECK NUMBER	TRANSACTION/ VENDOR NAME	BEGINNING BAL/BUDGET	DEBITS	CREDITS	BALANCE
ACCOUNT # 24-4926-393-11 DESC: SOFTWARE, INTERNET, MISC SERVICES ASN: =====> CONTINUED <=====								
04/08/22		032622	01*281069	BUSINESS CARD	0.00	0.00	5.60	30,031.91
-								
TOTALS					58,713.00	30,208.88	176.97	30,031.91
ACCOUNT # 24-4926-393-14 DESC: CONTRACTED SERVICES-HR OUTSOURCING ASN:								
04/01/22				BUDGET BALANCE	6,408.00			4,352.55
04/01/22	TLJ		JE-220971	JOE: TDA PAYROLL INVOICE#	0.00	164.95	0.00	4,517.50
04/08/22	1413		01*281174	CRAFT HR SOLUTIONS, LLC	0.00	360.00	0.00	4,877.50
04/08/22	1397		01*281174	CRAFT HR SOLUTIONS, LLC	0.00	360.00	0.00	5,237.50
-								
TOTALS					6,408.00	5,393.45	155.95	5,237.50
ACCOUNT # 24-4926-393-15 DESC: RESEARCH AND ANALYTICS ASN:								
04/01/22				BUDGET BALANCE	62,000.00			46,000.00
-								
TOTALS					62,000.00	46,000.00	0.00	46,000.00
ACCOUNT # 24-4926-412-00 DESC: BUILDING RENT ASN:								
04/01/22	211818		01*280907	OWENS & GATES LLC	0.00	1,900.00	0.00	20,016.00
-								
TOTALS					22,580.00	20,016.00	0.00	20,016.00
ACCOUNT # 24-4926-454-00 DESC: INSURANCE ASN:								
04/01/22				BUDGET BALANCE	3,447.00			2,355.00
04/25/22		04/10/2022	01*281391	SELECTIVE INSURANCE COMPA	0.00	618.00	0.00	2,973.00
-								
TOTALS					3,447.00	2,973.00	0.00	2,973.00
ACCOUNT # 24-4926-491-00 DESC: DUES AND SUBSCRIPTIONS ASN:								
04/01/22				BUDGET BALANCE	7,503.00			6,771.86
04/04/22	032522		01*281068	BUSINESS CARD	0.00	102.72	0.00	6,874.58
-								
TOTALS					7,503.00	6,881.44	6.86	6,874.58

=====

BC2001

ACCOUNT ACTIVITY ANALYSIS
BEGINNING 04/01/22 ENDING 04/30/22

PAGE 9

=====

TRANS DATE	PO NUMBER	INVOICE NUMBER	CHECK NUMBER	TRANSACTION/ VENDOR NAME	BEGINNING BAL/BUDGET	DEBITS	CREDITS	BALANCE
ACCOUNT # 24-4926-491-00 DESC: DUES AND SUBSCRIPTIONS ASN: =====> CONTINUED <=====								
ACCOUNT # 24-4926-550-00 DESC: CAPITAL OUTLAY ASN:								
04/01/22				BUDGET BALANCE	23,349.00			22,251.11
-								
				TOTALS	23,349.00	27,264.18	5,013.07	22,251.11
ACCOUNT # 24-4926-550-01 DESC: CAPITAL PROJECTS ASN:								
-								
				TOTALS	500,000.00	0.00	0.00	0.00
ACCOUNT # 24-4926-699-00 DESC: GRANTS ASN:								
-								
				TOTALS	50,000.00	41,300.00	0.00	41,300.00
ACCOUNT # 24-4926-699-02 DESC: MISCELLANEOUS DONATIONS ASN:								
-								
				TOTALS	8,275.00	2,200.00	0.00	2,200.00
ACCOUNT # 24-4926-990-00 DESC: CONTINGENCY ASN:								
-								
				TOTALS	336,500.00	0.00	0.00	0.00