

JACKSON COUNTY TOURISM
DEVELOPMENT
AUTHORITY



FINANCIAL REPORT
MARCH 31, 2022

JACKSON COUNTY TOURISM DEVELOPMENT AUTHORITY

March 31, 2022

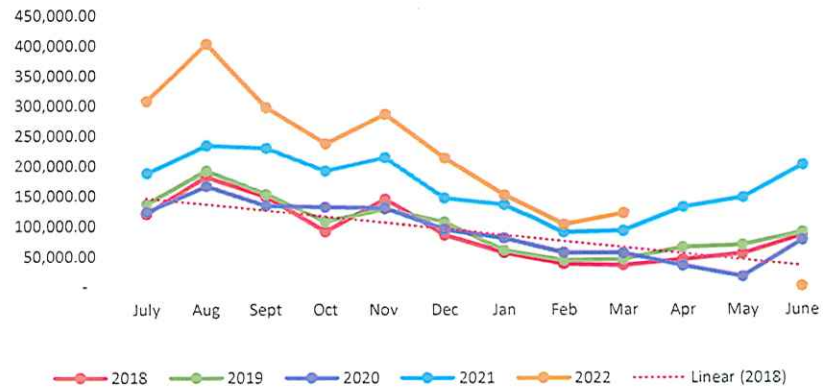
* March Room Occupancy Tax collections totaled \$120,426.64 with \$67.39 collected for penalties. The YTD collection total is \$1,801,969.41 - 81.91% of budget. The Airbnb total was \$37,197.10; the Home Away/VRBO total was \$18,315.17 and the VACASA,NC total was \$3,590.29.

* 70 accounts reported for February rentals (decrease of 13 accounts from last year). The collections were up 31.55% from the same period in 2021.

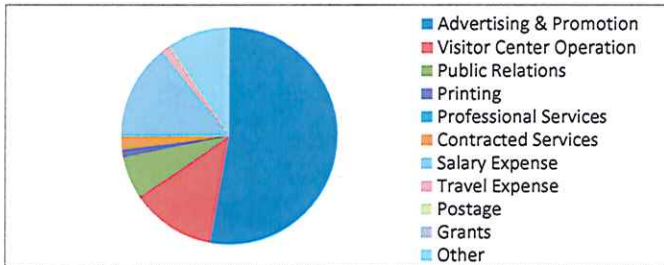
* The cash balance at March 31, 2022 is \$315,460.76 and investments total \$2,000,000.

The expenses for March were \$105,693.37. The FYTD expenses totaled \$1,322,887.58 with encumbrances of \$99,799.01, for a combined total of \$1,422,686.59 - 61.36% of budget.

Fiscal YTD Collections



TDA Expenses as of March 31, 2022

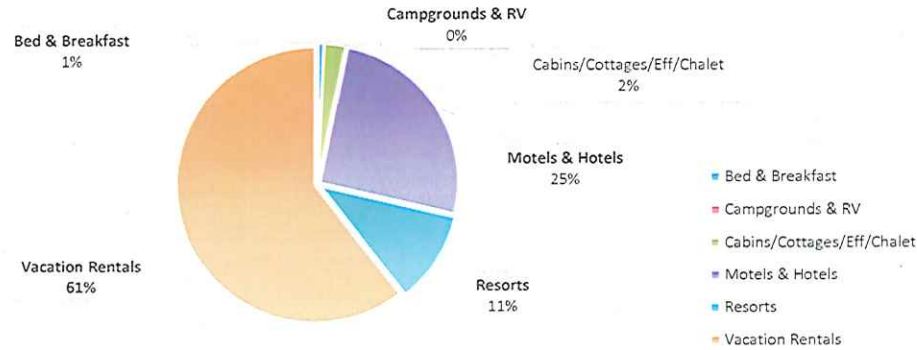


Advertising & Promotion	\$ 55,775.71
Visitor Center Operation	\$ 13,418.76
Public Relations	\$ 6,750.00
Printing	\$ 1,234.25
Professional Services	\$ -
Contracted Services	\$ 1,998.28
Salary Expense	\$ 15,068.73
Travel Expense	\$ 1,403.54
Postage	\$ 187.34
Grants	\$ -
Other	\$ 9,856.76
Total	\$ 105,693.37

	2018	2019	2020	2021	2022
July	119,152.80	135,881.68	122,421.68	187,832.18	306,871.17
Aug	181,280.78	191,736.34	166,057.35	233,507.83	402,414.91
Sept	148,701.72	152,650.37	133,172.02	228,972.44	296,676.95
Oct	90,329.60	106,838.84	130,912.47	191,265.61	236,495.92
Nov	144,240.73	127,342.88	129,268.34	213,445.79	285,094.57
Dec	84,754.30	106,016.63	93,829.84	145,657.78	212,552.55
Jan	56,029.08	60,207.39	79,652.13	134,351.26	150,929.14
Feb	37,210.91	43,528.62	55,878.75	89,094.11	102,007.04
Mar	35,029.92	45,185.00	55,161.52	91,596.16	120,494.03
Apr	44,116.59	64,498.34	34,404.69	130,350.75	-
May	53,695.68	68,385.86	15,854.63	146,638.28	-
June	83,711.73	89,275.51	76,044.67	200,754.27	-
Total	\$ 1,078,253.84	\$ 1,191,547.46	\$ 1,092,658.09	\$ 1,993,466.46	\$ 2,113,536.28

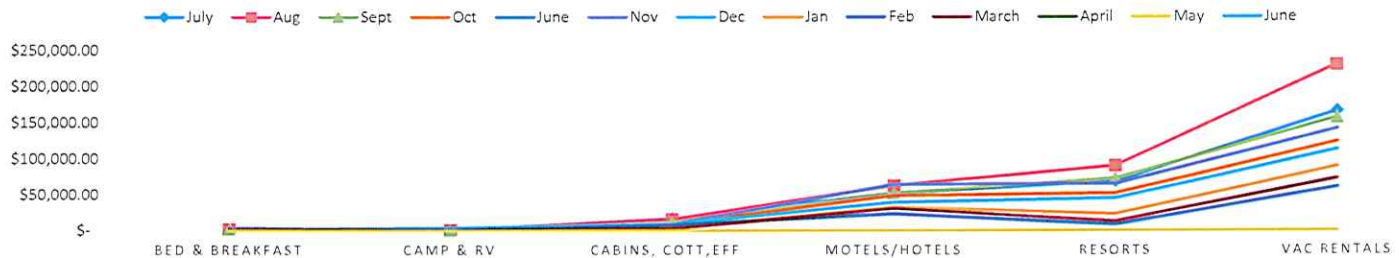


**Room Occupancy Tax Collections
3/31/22 for February Rentals**



Bed & Breakfast	\$	796.72
Campgrounds & RV	\$	98.88
Cabins/Cottages/Eff/Chalet	\$	2,953.62
Motels & Hotels	\$	30,644.02
Resorts	\$	13,070.03
Vacation Rentals	\$	72,930.76
Total	\$	120,494.03

ROOM OCCUPANCY TAX COLLECTIONS BY TYPE



COLLECTIONS BY TYPE

	Bed & Breakfast	Camp & Rv	Cabins, Cott, Eff	Motels/Hotels	Resorts	Vac Rentals	Totals
July	\$ 1,539.78	\$ 843.97	\$ 17,241.94	\$ 52,133.03	\$ 69,309.94	\$ 165,802.51	\$ 306,871.17
Aug	\$ 2,065.25	\$ 985.62	\$ 15,666.72	\$ 63,217.57	\$ 90,676.33	\$ 229,803.42	\$ 402,414.91
Sept	\$ 2,012.96	\$ 799.40	\$ 11,458.61	\$ 52,387.73	\$ 73,039.18	\$ 156,979.07	\$ 296,676.95
Oct	\$ 1,680.29	\$ 793.72	\$ 8,966.93	\$ 48,967.93	\$ 52,297.59	\$ 123,789.46	\$ 236,495.92
Nov	\$ 3,537.26	\$ 987.75	\$ 9,149.35	\$ 64,458.23	\$ 65,719.24	\$ 141,242.74	\$ 285,094.57
Dec	\$ 1,855.39	\$ 3,608.33	\$ 9,321.73	\$ 39,543.81	\$ 45,357.30	\$ 112,865.99	\$ 212,552.55
Jan	\$ 1,114.51	\$ 179.21	\$ 4,031.11	\$ 32,828.68	\$ 23,187.43	\$ 89,588.20	\$ 150,929.14
Feb	\$ 920.64	\$ 140.65	\$ 8,188.70	\$ 23,582.66	\$ 8,413.24	\$ 60,761.15	\$ 102,007.04
March	\$ 796.72	\$ 98.88	\$ 2,953.62	\$ 30,644.02	\$ 13,070.03	\$ 72,930.76	\$ 120,494.03
April							\$ -
May							\$ -
June							\$ -
Total	\$ 15,522.80	\$ 8,437.53	\$ 86,978.71	\$ 407,763.66	\$ 441,070.28	\$ 1,153,763.30	\$ 2,113,536.28

% By Type	0.73%	0.40%	4.12%	19.29%	20.87%	54.59%	100.00%
------------------	--------------	--------------	--------------	---------------	---------------	---------------	----------------



**JACKSON COUNTY TOURISM DEVELOPMENT AUTHORITY
TOTAL ROOM OCCUPANCY TAX COLLECTIONS BY MONTH**

Month	Tax Collected	# Units Reporting	% of Inc/Dec
July-2020	\$ 187,832.18	113	10%
July-2021	\$ 306,871.17	107	63.38%
	\$ 119,038.99	-6	
August-2020	\$ 233,507.83	118	9%
August-2021	\$ 402,414.91	115	72.33%
	\$ 168,907.08	-3	
September-2020	\$ 228,972.44	116	3%
September-2021	\$ 296,676.95	93	29.57%
	\$ 67,704.51	-23	
October-2020	\$ 191,265.61	109	4%
October-2021	\$ 236,495.92	93	23.65%
	\$ 45,230.31	-16	
November-2020	\$ 213,445.79	89	1%
November-2021	\$ 285,094.57	93	33.57%
	\$ 71,648.78	4	
December-2020	\$ 145,657.78	106	-10%
December-2021	\$ 212,552.55	86	45.93%
	\$ 66,894.77	-20	
January-2021	\$ 134,351.26	96	18%
January-2022	\$ 150,929.14	71	12.34%
	\$ 16,577.88	-25	
February-2021	\$ 89,094.11	82	15%
February-2022	\$ 98,820.63	71	10.92%
	\$ 9,726.52	-11	
March-2021	\$ 91,596.16	83	4%
March-2022	\$ 120,494.03	70	31.55%
	\$ 28,897.87	-13	
April-2021	\$ 130,350.75	86	95%
April-2022			-100.00%
	\$ (130,350.75)	-86	
May-2021	\$ 146,638.28	93	35%
May-2022			-100.00%
	\$ (146,638.28)	-93	
June-2021	\$ 200,754.27	101	15%
June-2022		0	-100.00%
	\$ (200,754.27)	-101	
FYTD 2020	\$ 1,993,466.46		
FYTD 2021	\$ 2,110,349.87		

COUNTY OF JACKSON
 Trial Balance - Balance Sheet Accounts
 Report dates 03/01/2022 - thru - 03/31/2022

Account Number	Account Description	Beginning	Debits	Credits	Ending
		Balance			Balance
		Dr (Cr)			Dr (Cr)
24-1110-000-00	CASH ON HAND	302,233.99	218,243.82	205,017.05	315,460.76
24-1130-000-00	CASH IN TIME DEPOSIT	2,000,000.00	0.00	0.00	2,000,000.00
24-1231-000-00	ACCOUNTS RECEIVABLE	0.00	0.00	0.00	0.00
24-1232-892-00	ACCTS RECEIVABLE SALES TAX	3,406.03	287.68	0.00	3,693.71
24-1232-893-00	ACCTS RECEIVABLE SALES TAX	12.61	0.31	0.00	12.92
Total Asset		2,305,652.63	218,531.81	205,017.05	2,319,167.39
24-2100-000-00	ACCOUNTS PAYABLE	0.00	90,838.71	90,838.71	0.00
24-2200-000-00	ACCRUED VACATION PAYABLE	(205.38)	0.00	0.00	(205.38)
24-2200-175-00	FEDERAL TAX PAYABLE	0.00	1,786.23	1,786.23	0.00
24-2200-176-00	STATE TAX PAYABLE	0.00	605.00	605.00	0.00
24-2200-181-00	FICA TAX PAYABLE	0.00	1,064.75	1,064.75	0.00
24-2200-182-00	RETIREMENT PAYABLE	(2,106.70)	3,593.33	2,292.08	(805.45)
24-2200-187-00	MEDICARE TAX PAYABLE	0.00	249.03	249.03	0.00
24-2300-000-11	DUE TO GENERAL	0.00	94,010.86	94,010.86	0.00
24-2900-000-00	FUND BALANCE	(1,646,498.96)	0.00	0.00	(1,646,498.96)
24-2900-000-01	RES BY STATE STATUTE	(190,942.00)	0.00	0.00	(190,942.00)
24-2912-000-00	RESERVE FOR ENCUMBRANCES	104,368.25	86,704.70	91,273.94	99,799.01
24-2912-000-01	RESERVE FOR ENCUMBRANCES-PRIOR YEAR	(104,368.25)	91,273.94	86,704.70	(99,799.01)
24-3000-000-00	REVENUE CONTROL	(1,683,093.80)	2,066.24	122,575.62	(1,803,603.18)
24-4000-000-00	EXPENDITURE CONTROL	1,217,194.21	107,092.67	1,399.30	1,322,887.58
Total Liability		(2,305,652.63)	479,285.46	492,800.22	(2,319,167.39)
Total TOURISM DEVELOPMENT AUTH		0.00	697,817.27	697,817.27	0.00

COUNTY OF JACKSON
 Income Statement
 Report dates 07/01/2021 - thru - 03/31/2022

Account Number	Description	Adjusted Budget 07/01/2021 03/31/2022	Debits and Credits 03/01/2022 03/31/2022	Debits and Credits 07/01/2021 03/31/2022	Encumbrances 07/01/2021 03/31/2022	Balance 07/01/2021 03/31/2022	% Used
24-3230-130-00	JACKSON COUNTY TDA	2,200,000.00	120,426.64	1,801,969.41	0.00	398,030.59	81.91
	TAX REVENUE	2,200,000.00	120,426.64	1,801,969.41	0.00	398,030.59	81.91
24-3270-170-01	JACKSON TDA - PENALTY	5,000.00	67.39	1,509.29	0.00	3,490.71	30.19
24-3270-190-00	MARKETING AND ADVERTISIN	10,000.00	0.00	0.00	0.00	10,000.00	0.00
	PENALTY & INTEREST	15,000.00	67.39	1,509.29	0.00	13,490.71	10.06
24-3831-491-00	INVESTMENT EARNINGS	1,000.00	15.35	124.48	0.00	875.52	12.45
	REVENUES	1,000.00	15.35	124.48	0.00	875.52	12.45
24-3991-000-00	FUND BALANCE	413,075.00	0.00	0.00	0.00	413,075.00	0.00
	FUND BALANCE	413,075.00	0.00	0.00	0.00	413,075.00	0.00
DEPARTMENT TOTAL Revenue		2,629,075.00	120,509.38	1,803,603.18	0.00	825,471.82	68.60
24-4926-121-00	SALARIES & WAGES	135,159.00	11,677.32	103,977.56	0.00	31,181.44	76.93
24-4926-126-00	PART-TIME SALARIES	20,000.00	0.00	0.00	0.00	20,000.00	0.00
24-4926-170-00	BOARD MEMBER EXPENSE	9,500.00	50.00	3,385.64	0.00	6,114.36	35.64
24-4926-181-00	SOCIAL SECURITY CONTRIBU	8,690.00	723.99	6,459.75	0.00	2,230.25	74.34
24-4926-182-00	RETIREMENT EXPENSE	16,020.00	1,091.34	10,846.77	0.00	5,173.23	67.71
24-4926-183-00	HOSPITALIZATION INSURANC	19,425.00	1,264.29	12,343.74	0.00	7,081.26	63.55
24-4926-185-00	UNEMPLOYMENT INSURANCE	520.00	142.46	397.27	0.00	122.73	76.40
24-4926-186-00	WORKMAN'S COMPENSATION	1,330.00	0.00	446.00	0.00	884.00	33.53
24-4926-187-00	MEDICARE TAX	2,032.00	169.33	1,660.91	0.00	371.09	81.74
24-4926-190-00	PROFESSIONAL SER-COUNTY	16,250.00	1,354.17	12,187.53	0.00	4,062.47	75.00
24-4926-191-00	PROFESSIONAL SER-AUDIT	7,200.00	0.00	5,450.00	0.00	1,750.00	75.69
24-4926-192-00	LEGAL SERVICES	2,000.00	0.00	0.00	0.00	2,000.00	0.00
24-4926-260-00	OFFICE SUPPLIES	5,500.00	1,020.21	8,217.50	0.00	-2,717.50	149.41
24-4926-299-00	MISCELLANEOUS	20,954.00	489.18	8,394.81	0.00	12,559.19	40.06
24-4926-311-00	TRAVEL	35,845.00	1,403.54	24,674.70	905.33	10,264.97	71.36
24-4926-321-00	TELEPHONE	2,264.00	483.79	2,469.32	0.00	-205.32	109.07
24-4926-321-01	TELEPHONE-VISITOR CENTER	4,430.00	1,109.64	7,159.88	0.00	-2,729.88	161.62
24-4926-321-02	TELEPHONE-DIRECTOR	0.00	0.00	0.00	0.00	0.00	0.00
24-4926-325-00	POSTAGE	34,678.00	187.34	23,435.57	0.00	11,242.43	67.58
24-4926-331-00	UTILITIES	2,000.00	278.79	2,314.67	0.00	-314.67	115.73
24-4926-341-00	PRINTING	99,741.00	1,234.25	28,772.74	65,780.84	5,187.42	94.80
24-4926-351-00	REPAIRS & MAINT-BUILDING	500.00	0.00	0.00	0.00	500.00	0.00

COUNTY OF JACKSON
Income Statement
Report dates 07/01/2021 - thru - 03/31/2022

Account Number	Description	Adjusted Budget 07/01/2021 03/31/2022	Debits and Credits 03/01/2022 03/31/2022	Debits and Credits 07/01/2021 03/31/2022	Encumbrances 07/01/2021 03/31/2022	Balance 07/01/2021 03/31/2022	% Used
24-4926-370-00	AD FIRM MEDIA	438,529.00	24,744.66	381,203.51	0.00	57,325.49	86.93
24-4926-370-01	WEBSITE SERVICE	19,200.00	1,600.00	16,000.00	0.00	3,200.00	83.33
24-4926-370-02	CREATIVE & PRODUCTION SE	100,000.00	7,756.25	131,253.85	0.00	-31,253.85	131.25
24-4926-370-03	DIGITAL CAMPAIGN REPORTI	12,000.00	1,000.00	10,000.00	0.00	2,000.00	83.33
24-4926-370-04	E-MAIL CAMPAIGNS	7,200.00	600.00	5,875.00	0.00	1,325.00	81.60
24-4926-370-05	SEM MANAGEMENT	14,400.00	1,200.00	12,300.00	0.00	2,100.00	85.42
24-4926-370-07	SOCIAL MEDIA	0.00	0.00	0.00	0.00	0.00	0.00
24-4926-370-09	SOCIAL MEDIA SPEND	82,000.00	7,464.67	46,238.86	26,461.14	9,300.00	88.66
24-4926-393-00	VISITOR CENTER OPERATION	178,421.00	13,418.75	128,023.23	0.00	50,397.77	71.75
24-4926-393-01	PUBLIC RELATIONS	111,200.00	6,750.00	66,219.26	0.00	44,980.74	59.55
24-4926-393-02	CONTRACTED SERVICES	22,000.00	1,833.33	16,499.97	0.00	5,500.03	75.00
24-4926-393-03	CONTRACTED SERVICES-RECO	1,400.00	0.00	200.00	0.00	1,200.00	14.29
24-4926-393-05	CONTRACTED-WEBSITE	38,400.00	0.00	0.00	0.00	38,400.00	0.00
24-4926-393-06	CONTRACTED-AD FIRM RETAI	60,840.00	5,070.00	50,505.00	0.00	10,335.00	83.01
24-4926-393-07	CONTRACTED SERVICES-STR	8,280.00	0.00	8,280.00	0.00	0.00	0.00
24-4926-393-08	CONTRACTED-AD FIRM MISC	12,392.00	4,888.00	17,204.78	0.00	-4,812.78	138.84
24-4926-393-11	SOFTWARE, INTERNET, MISC S	58,713.00	1,452.13	27,143.24	4,515.00	27,054.76	53.92
24-4926-393-14	CONTRACTED SERVICES-HR O	6,408.00	164.95	4,352.55	0.00	2,055.45	67.92
24-4926-393-15	RESEARCH AND ANALYTICS	62,000.00	0.00	46,000.00	0.00	16,000.00	74.19
24-4926-412-00	BUILDING RENT	22,580.00	1,900.00	18,116.00	0.00	4,464.00	80.23
24-4926-454-00	INSURANCE	3,447.00	2,155.00	2,355.00	0.00	1,092.00	68.32
24-4926-491-00	DUES AND SUBSCRIPTIONS	7,503.00	18.00	6,771.86	0.00	731.14	90.26
24-4926-550-00	CAPITAL OUTLAY	23,349.00	997.99	22,251.11	0.00	1,097.89	95.30
24-4926-550-01	CAPITAL PROJECTS	500,000.00	0.00	0.00	0.00	500,000.00	0.00
24-4926-699-00	GRANTS	50,000.00	0.00	41,300.00	0.00	8,700.00	82.60
24-4926-699-02	MISCELLANEOUS DONATIONS	8,275.00	0.00	2,200.00	1,200.00	4,875.00	41.09
24-4926-990-00	CONTINGENCY	336,500.00	0.00	0.00	936.70	335,563.30	0.28
TOURISM DEVELOPMENT AUTHORITY		2,629,075.00	105,693.37	1,322,887.58	99,799.01	1,206,388.41	54.11
DEPARTMENT TOTAL Expense		-2,629,075.00	-105,693.37	-1,322,887.58	99,799.01	-1,206,388.41	54.11
Fund 24 TOURISM DEVELOPMENT AUTH		0.00	14,816.01	480,715.60	99,799.01	-380,916.59	61.36

ACCOUNT ACTIVITY ANALYSIS

BC2001 BEGINNING 03/01/22 ENDING 03/31/22

TRANS DATE	PO NUMBER	INVOICE NUMBER	CHECK NUMBER	TRANSACTION/ VENDOR NAME	BEGINNING BAL/BUDGET	DEBITS	CREDITS	BALANCE
ACCOUNT # 24-4926-121-00 DESC: SALARIES & WAGES ASN:								
03/01/22				BUDGET BALANCE	140,159.00			92,300.24
03/04/22	TLJ		JE-220889	JOE: TDA PAYROLL 3/4/2022	0.00	5,496.08	0.00	97,796.32
03/18/22	TLJ		JE-220928	JOE: TDA PAYROLL 3/18/22	0.00	6,181.24	0.00	103,977.56
TOTALS					140,159.00	103,977.56	0.00	103,977.56

ACCOUNT # 24-4926-126-00 DESC: PART-TIME SALARIES ASN:								
03/01/22				BUDGET BALANCE	20,000.00			0.00
TOTALS					20,000.00	0.00	0.00	0.00

ACCOUNT # 24-4926-170-00 DESC: BOARD MEMBER EXPENSE ASN:								
03/03/22		022522	01*280432	BUSINESS CARD	0.00	50.00	0.00	3,385.64
TOTALS					9,500.00	3,390.33	4.69	3,385.64

ACCOUNT # 24-4926-181-00 DESC: SOCIAL SECURITY CONTRIBUTION ASN:								
03/01/22				BUDGET BALANCE	8,690.00			5,735.76
03/04/22	TLJ		JE-220890	JOA: TDA PAYROLL 3/4/22 T	0.00	0.00	340.76	5,395.00
03/04/22	TLJ		JE-220890	JOA: TDA PAYROLL 3/4/22 T	0.00	340.76	0.00	5,735.76
03/04/22	TLJ		JE-220890	JOE: TDA PAYROLL 3/4/22 T	0.00	340.76	0.00	6,076.52
03/18/22	TLJ		JE-220929	JOE: TDA TAX DRAFT 3/18/2	0.00	383.23	0.00	6,459.75
TOTALS					8,690.00	7,123.03	663.28	6,459.75

ACCOUNT # 24-4926-182-00 DESC: RETIREMENT EXPENSE ASN:								
03/01/22				BUDGET BALANCE	16,020.00			9,755.43
03/04/22	TLJ		JE-220890	JOA: TDA PAYROLL 3/4/22 T	0.00	0.00	623.80	9,131.63
03/04/22	TLJ		JE-220890	JOA: TDA PAYROLL 3/4/22 T	0.00	545.67	0.00	9,677.30
03/04/22	TLJ		JE-220890	JOE: TDA PAYROLL 3/4/22 T	0.00	623.80	0.00	10,301.10
03/18/22	TLJ		JE-220929	JOE: TDA TAX DRAFT 3/18/2	0.00	545.67	0.00	10,846.77
TOTALS					16,020.00	12,053.84	1,207.07	10,846.77

ACCOUNT ACTIVITY ANALYSIS

BC2001 BEGINNING 03/01/22 ENDING 03/31/22

TRANS DATE	PO NUMBER	INVOICE NUMBER	CHECK NUMBER	TRANSACTION/VENDOR NAME	BEGINNING BAL/BUDGET	DEBITS	CREDITS	BALANCE
------------	-----------	----------------	--------------	-------------------------	----------------------	--------	---------	---------

ACCOUNT # 24-4926-182-00 DESC: RETIREMENT EXPENSE ASN: =====> CONTINUED <=====

ACCOUNT # 24-4926-183-00 DESC: HOSPITALIZATION INSURANCE ASN:

03/01/22				BUDGET BALANCE	19,425.00			11,079.45
03/22/22		03/12/22	01*280602	BCBS OF NC	0.00	1,107.23	0.00	12,186.68
03/23/22		447462	01*280773	COMPANION LIFE INSURANCE	0.00	157.06	0.00	12,343.74
TOTALS					19,425.00	12,343.74	0.00	12,343.74

ACCOUNT # 24-4926-185-00 DESC: UNEMPLOYMENT INSURANCE ASN:

03/01/22				BUDGET BALANCE	520.00			254.81
03/04/22	TLJ		JE-220890	JOA: TDA PAYROLL 3/4/22 T	0.00	0.00	67.05	187.76
03/04/22	TLJ		JE-220890	JOA: TDA PAYROLL 3/4/22 T	0.00	67.05	0.00	254.81
03/04/22	TLJ		JE-220890	JOE: TDA PAYROLL 3/4/22 T	0.00	67.05	0.00	321.86
03/18/22	TLJ		JE-220929	JOE: TDA TAX DRAFT 3/18/2	0.00	75.41	0.00	397.27
TOTALS					520.00	464.32	67.05	397.27

ACCOUNT # 24-4926-186-00 DESC: WORKMAN'S COMPENSATION ASN:

03/01/22				BUDGET BALANCE	1,330.00			446.00
TOTALS					1,330.00	1,776.00	1,330.00	446.00

ACCOUNT # 24-4926-187-00 DESC: MEDICARE TAX ASN:

03/04/22	TLJ		JE-220890	JOA: TDA PAYROLL 3/4/22 T	0.00	0.00	79.70	1,411.88
03/04/22	TLJ		JE-220890	JOA: TDA PAYROLL 3/4/22 T	0.00	79.70	0.00	1,491.58
03/04/22	TLJ		JE-220890	JOE: TDA PAYROLL 3/4/22 T	0.00	79.70	0.00	1,571.28
03/18/22	TLJ		JE-220929	JOE: TDA TAX DRAFT 3/18/2	0.00	89.63	0.00	1,660.91
TOTALS					2,032.00	1,816.05	155.14	1,660.91

ACCOUNT # 24-4926-190-00 DESC: PROFESSIONAL SER-COUNTY ASN:

03/01/22				BUDGET BALANCE	16,250.00			10,833.36
03/31/22	TLJ		JE-220954	JOE: TDA ADMIN MARCH,2022	0.00	1,354.17	0.00	12,187.53

ACCOUNT ACTIVITY ANALYSIS

BC2001 BEGINNING 03/01/22 ENDING 03/31/22

TRANS DATE	PO NUMBER	INVOICE NUMBER	CHECK NUMBER	TRANSACTION/ VENDOR NAME	BEGINNING BAL/BUDGET	DEBITS	CREDITS	BALANCE
------------	-----------	----------------	--------------	-----------------------------	-------------------------	--------	---------	---------

ACCOUNT # 24-4926-190-00 DESC: PROFESSIONAL SER-COUNTY ASN: =====> CONTINUED <=====

TOTALS					16,250.00	12,187.53	0.00	12,187.53
--------	--	--	--	--	-----------	-----------	------	-----------

ACCOUNT # 24-4926-191-00 DESC: PROFESSIONAL SER-AUDIT ASN:

03/01/22				BUDGET BALANCE	7,200.00			5,450.00
----------	--	--	--	----------------	----------	--	--	----------

TOTALS					7,200.00	5,450.00	0.00	5,450.00
--------	--	--	--	--	----------	----------	------	----------

ACCOUNT # 24-4926-192-00 DESC: LEGAL SERVICES ASN:

TOTALS					2,000.00	0.00	0.00	0.00
--------	--	--	--	--	----------	------	------	------

ACCOUNT # 24-4926-260-00 DESC: OFFICE SUPPLIES ASN:

03/02/22		1C1C-HJ9F-	01*280512	AMAZON CAPITAL SERVICES	0.00	22.45	0.00	7,219.74
03/03/22		022522	01*280432	BUSINESS CARD	0.00	215.55	0.00	7,435.29
03/07/22	220604	1D6L-XYR6-	01*280512	AMAZON CAPITAL SERVICES	0.00	336.99	0.00	7,772.28
03/08/22		23129382	01*280334	QUILL CORPORATION	0.00	181.89	0.00	7,954.17
03/08/22		23126309	01*280334	QUILL CORPORATION	0.00	74.64	0.00	8,028.81
03/08/22		23126985	01*280334	QUILL CORPORATION	0.00	139.09	0.00	8,167.90
03/08/22		23163979	01*280334	QUILL CORPORATION	0.00	55.62	0.00	8,223.52
03/10/22		1FVY-6XW9-	01*280512	AMAZON CAPITAL SERVICES	0.00	36.36	0.00	8,259.88
03/10/22		23126309	01*280334	QUILL CORPORATION	0.00	0.00	4.88	8,255.00
03/10/22		23126985	01*280334	QUILL CORPORATION	0.00	0.00	9.10	8,245.90
03/10/22		23129382	01*280334	QUILL CORPORATION	0.00	0.00	11.90	8,234.00
03/10/22		23163979	01*280334	QUILL CORPORATION	0.00	0.00	3.64	8,230.36
03/10/22		022522	01*280432	BUSINESS CARD	0.00	0.00	12.94	8,217.42
03/10/22		1C1C-HJ9F-	01*280512	AMAZON CAPITAL SERVICES	0.00	0.00	1.47	8,215.95
03/10/22		1D6L-XYR6-	01*280512	AMAZON CAPITAL SERVICES	0.00	0.00	22.05	8,193.90
03/10/22		1FVY-6XW9-	01*280512	AMAZON CAPITAL SERVICES	0.00	0.00	2.38	8,191.52
03/18/22		22508127	01*280607	QUILL CORPORATION	0.00	27.80	0.00	8,219.32
03/25/22		22508127	01*280607	QUILL CORPORATION	0.00	0.00	1.82	8,217.50

TOTALS					5,500.00	8,588.60	371.10	8,217.50
--------	--	--	--	--	----------	----------	--------	----------

ACCOUNT # 24-4926-299-00 DESC: MISCELLANEOUS ASN:

03/01/22				BUDGET BALANCE	20,954.00			7,905.63
----------	--	--	--	----------------	-----------	--	--	----------

ACCOUNT ACTIVITY ANALYSIS

PAGE 4

BC2001

BEGINNING 03/01/22 ENDING 03/31/22

TRANS DATE	PO NUMBER	INVOICE NUMBER	CHECK NUMBER	TRANSACTION/ VENDOR NAME	BEGINNING BAL/BUDGET	DEBITS	CREDITS	BALANCE
ACCOUNT # 24-4926-299-00 DESC: MISCELLANEOUS ASN: =====> CONTINUED <=====								
03/03/22		022522	01*280432	BUSINESS CARD	0.00	254.65	0.00	8,160.28
03/03/22		022622	01*280433	BUSINESS CARD	0.00	19.88	0.00	8,180.16
03/10/22		022622	01*280433	BUSINESS CARD	0.00	0.00	0.35	8,179.81
03/14/22		187861	01*280657	CHEROKEE BOTTLED WATER	0.00	16.01	0.00	8,195.82
03/22/22		MARCH.2022	01*280804	KRYSTAL CLEAN LLC	0.00	200.00	0.00	8,395.82
03/25/22		187861	01*280657	CHEROKEE BOTTLED WATER	0.00	0.00	1.01	8,394.81
-								
TOTALS					20,954.00	9,359.29	964.48	8,394.81

ACCOUNT # 24-4926-311-00 DESC: TRAVEL ASN:								
03/01/22				BUDGET BALANCE	35,845.00			23,271.16
03/03/22		022622	01*280433	BUSINESS CARD	0.00	214.03	0.00	23,485.19
03/22/22		03/16/2022	02*8957	CALEB MICHAEL SULLIVAN	0.00	126.11	0.00	23,611.30
03/23/22		03/15/2022	01*280837	JON MOORE	0.00	95.62	0.00	23,706.92
03/23/22		03/22/2022	02*8927	NICHOLAS J BREEDLOVE	0.00	459.04	0.00	24,165.96
03/23/22		03/23/2022	02*8957	CALEB MICHAEL SULLIVAN	0.00	508.74	0.00	24,674.70
-								
TOTALS					35,845.00	25,163.55	488.85	24,674.70

ACCOUNT # 24-4926-321-00 DESC: TELEPHONE ASN:								
03/01/22				BUDGET BALANCE	2,264.00			1,985.53
03/10/22		92542	01*280473	BALSAMWEST	0.00	483.79	0.00	2,469.32
-								
TOTALS					2,264.00	6,076.77	3,607.45	2,469.32

ACCOUNT # 24-4926-321-01 DESC: TELEPHONE-VISITOR CENTERS ASN:								
03/01/22				BUDGET BALANCE	4,430.00			6,050.24
03/01/22		85014	01*280277	BALSAMWEST	0.00	363.71	0.00	6,413.95
03/04/22		91388	01*280473	BALSAMWEST	0.00	363.71	0.00	6,777.66
03/10/22		91367	01*280473	BALSAMWEST	0.00	382.22	0.00	7,159.88
-								
TOTALS					4,430.00	7,548.09	388.21	7,159.88

ACCOUNT # 24-4926-325-00 DESC: POSTAGE ASN:								
03/01/22				BUDGET BALANCE	34,678.00			23,248.23

ACCOUNT ACTIVITY ANALYSIS

BC2001

BEGINNING 03/01/22 ENDING 03/31/22

TRANS DATE	PO NUMBER	INVOICE NUMBER	CHECK NUMBER	TRANSACTION/ VENDOR NAME	BEGINNING BAL/BUDGET	DEBITS	CREDITS	BALANCE
ACCOUNT # 24-4926-325-00 DESC: POSTAGE ASN: =====> CONTINUED <=====								
03/03/22		022522	01*280432	BUSINESS CARD	0.00	15.59	0.00	23,263.82
03/10/22		022522	01*280432	BUSINESS CARD	0.00	0.00	0.71	23,263.11
03/10/22		022522	01*280432	BUSINESS CARD	0.00	0.00	0.31	23,262.80
03/22/22		3315417548	01*280592	PITNEY BOWES INC.	0.00	180.03	0.00	23,442.83
03/25/22		3315417548	01*280592	PITNEY BOWES INC.	0.00	0.00	7.26	23,435.57
-								
TOTALS					34,678.00	23,557.61	122.04	23,435.57

ACCOUNT # 24-4926-331-00 DESC: UTILITIES ASN:								
03/01/22				BUDGET BALANCE	2,000.00			2,035.88
03/01/22		211817	01*280275	OWENS & GATES LLC	0.00	40.00	0.00	2,075.88
03/24/22		03/25/2022	01*280839	DUKE ENERGY	0.00	238.79	0.00	2,314.67
-								
TOTALS					2,000.00	2,314.67	0.00	2,314.67

ACCOUNT # 24-4926-341-00 DESC: PRINTING ASN:								
03/01/22				BUDGET BALANCE	99,741.00			27,538.49
03/03/22		022522	01*280432	BUSINESS CARD	0.00	266.16	0.00	27,804.65
03/10/22		022522	01*280432	BUSINESS CARD	0.00	0.00	17.41	27,787.24
03/14/22	220246	0902715862	01*280769	BAGS & BOWS	0.00	280.88	0.00	28,068.12
03/14/22	220246	0902715862	01*280769	BAGS & BOWS	0.00	634.40	0.00	28,702.52
03/23/22		.70300	01*280732	CLARK COMMUNICATIONS	0.00	139.21	0.00	28,841.73
03/25/22		.70300	01*280732	CLARK COMMUNICATIONS	0.00	0.00	9.11	28,832.62
03/25/22		0902715862	01*280769	BAGS & BOWS	0.00	0.00	18.38	28,814.24
03/25/22		0902715862	01*280769	BAGS & BOWS	0.00	0.00	41.50	28,772.74
-								
TOTALS					99,741.00	29,713.66	940.92	28,772.74

ACCOUNT # 24-4926-351-00 DESC: REPAIRS & MAINT-BUILDING ASN:								
03/01/22				BUDGET BALANCE	500.00			0.00
-								
TOTALS					500.00	0.00	0.00	0.00

ACCOUNT # 24-4926-370-00 DESC: AD FIRM MEDIA ASN:								
03/10/22		50114-5013	01*280499	RAWLE MURDY ASSOCIATES, I	0.00	24,744.66	0.00	381,203.51

BC2001 BEGINNING 03/01/22 ENDING 03/31/22

TRANS DATE	PO NUMBER	INVOICE NUMBER	CHECK NUMBER	TRANSACTION/ VENDOR NAME	BEGINNING BAL/BUDGET	DEBITS	CREDITS	BALANCE
------------	-----------	----------------	--------------	--------------------------	----------------------	--------	---------	---------

ACCOUNT # 24-4926-370-00 DESC: AD FIRM MEDIA ASN: =====> CONTINUED <=====

TOTALS					438,529.00	381,203.51	0.00	381,203.51
--------	--	--	--	--	------------	------------	------	------------

ACCOUNT # 24-4926-370-01 DESC: WEBSITE SERVICE ASN:

03/01/22				BUDGET BALANCE	19,200.00			14,400.00
03/10/22		50114-5013	01*280499	RAWLE MURDY ASSOCIATES, I	0.00	1,600.00	0.00	16,000.00
TOTALS					19,200.00	16,000.00	0.00	16,000.00

ACCOUNT # 24-4926-370-02 DESC: CREATIVE & PRODUCTION SERVICES ASN:

03/01/22				BUDGET BALANCE	100,000.00			123,497.60
03/10/22		50114-5013	01*280499	RAWLE MURDY ASSOCIATES, I	0.00	7,756.25	0.00	131,253.85
TOTALS					100,000.00	131,253.85	0.00	131,253.85

ACCOUNT # 24-4926-370-03 DESC: DIGITAL CAMPAIGN REPORTING ASN:

03/01/22				BUDGET BALANCE	12,000.00			9,000.00
03/10/22		50114-5013	01*280499	RAWLE MURDY ASSOCIATES, I	0.00	1,000.00	0.00	10,000.00
TOTALS					12,000.00	10,000.00	0.00	10,000.00

ACCOUNT # 24-4926-370-04 DESC: E-MAIL CAMPAIGNS ASN:

03/01/22				BUDGET BALANCE	7,200.00			5,275.00
03/10/22		50114-5013	01*280499	RAWLE MURDY ASSOCIATES, I	0.00	600.00	0.00	5,875.00
TOTALS					7,200.00	5,875.00	0.00	5,875.00

ACCOUNT # 24-4926-370-05 DESC: SEM MANAGEMENT ASN:

03/01/22				BUDGET BALANCE	14,400.00			11,100.00
03/10/22		50114-5013	01*280499	RAWLE MURDY ASSOCIATES, I	0.00	1,200.00	0.00	12,300.00
TOTALS					14,400.00	12,300.00	0.00	12,300.00

ACCOUNT ACTIVITY ANALYSIS

BC2001

BEGINNING 03/01/22 ENDING 03/31/22

TRANS DATE	PO NUMBER	INVOICE NUMBER	CHECK NUMBER	TRANSACTION/ VENDOR NAME	BEGINNING BAL/BUDGET	DEBITS	CREDITS	BALANCE
------------	-----------	----------------	--------------	-----------------------------	-------------------------	--------	---------	---------

ACCOUNT # 24-4926-370-05 DESC: SEM MANAGEMENT ASN: =====> CONTINUED <=====

ACCOUNT # 24-4926-370-09 DESC: SOCIAL MEDIA SPEND ASN:

03/01/22				BUDGET BALANCE	82,000.00			38,774.19
03/04/22	220056	022822	01*280435	BUSINESS CARD	0.00	7,464.67	0.00	46,238.86
TOTALS					82,000.00	46,238.86	0.00	46,238.86

ACCOUNT # 24-4926-393-00 DESC: VISITOR CENTER OPERATIONS ASN:

03/01/22				BUDGET BALANCE	178,421.00			114,604.48
03/02/22		211125	01*280306	JACKSON CO. CHAMBER OF CO	0.00	6,000.00	0.00	120,604.48
03/02/22		211125	01*280306	JACKSON CO. CHAMBER OF CO	0.00	827.42	0.00	121,431.90
03/02/22		211125	01*280306	JACKSON CO. CHAMBER OF CO	0.00	160.00	0.00	121,591.90
03/02/22		211125	01*280306	JACKSON CO. CHAMBER OF CO	0.00	188.66	0.00	121,780.56
03/02/22		211137	01*280332	CASHIERS AREA CHAMBER OF	0.00	5,500.00	0.00	127,280.56
03/02/22		211137	01*280332	CASHIERS AREA CHAMBER OF	0.00	742.67	0.00	128,023.23
TOTALS					178,421.00	128,023.23	0.00	128,023.23

ACCOUNT # 24-4926-393-01 DESC: PUBLIC RELATIONS ASN:

03/01/22				BUDGET BALANCE	111,200.00			59,469.26
03/10/22		61332	01*280551	LOU HAMMOND GROUP ATLANTA	0.00	1,000.00	0.00	60,469.26
03/22/22		61334	01*280790	LOU HAMMOND GROUP ATLANTA	0.00	5,750.00	0.00	66,219.26
TOTALS					111,200.00	66,239.37	20.11	66,219.26

ACCOUNT # 24-4926-393-02 DESC: CONTRACTED SERVICES ASN:

03/01/22				BUDGET BALANCE	22,000.00			14,666.64
03/31/22		TLJ	JE-220954	JOE: TDA ADMIN MARCH,2022	0.00	1,833.33	0.00	16,499.97
TOTALS					22,000.00	16,499.97	0.00	16,499.97

ACCOUNT # 24-4926-393-03 DESC: CONTRACTED SERVICES-RECORDING ASN:

03/01/22				BUDGET BALANCE	1,400.00			200.00
----------	--	--	--	----------------	----------	--	--	--------

ACCOUNT ACTIVITY ANALYSIS

BC2001 BEGINNING 03/01/22 ENDING 03/31/22

TRANS DATE	PO NUMBER	INVOICE NUMBER	CHECK NUMBER	TRANSACTION/ VENDOR NAME	BEGINNING BAL/BUDGET	DEBITS	CREDITS	BALANCE
ACCOUNT # 24-4926-393-03 DESC: CONTRACTED SERVICES-RECORDING ASN: =====> CONTINUED <=====								
-								
TOTALS					1,400.00	200.00	0.00	200.00
ACCOUNT # 24-4926-393-05 DESC: CONTRACTED-WEBSITE ASN:								
-								
TOTALS					38,400.00	0.00	0.00	0.00
ACCOUNT # 24-4926-393-06 DESC: CONTRACTED-AD FIRM RETAINER ASN:								
03/10/22		50114-5013	01*280499	RAWLE MURDY ASSOCIATES, I	0.00	5,070.00	0.00	50,505.00
-								
TOTALS					60,840.00	50,505.00	0.00	50,505.00
ACCOUNT # 24-4926-393-08 DESC: CONTRACTED-AD FIRM MISC ASN:								
03/01/22				BUDGET BALANCE	12,392.00			12,316.78
03/10/22		50114-5013	01*280499	RAWLE MURDY ASSOCIATES, I	0.00	4,888.00	0.00	17,204.78
-								
TOTALS					12,392.00	17,204.78	0.00	17,204.78
ACCOUNT # 24-4926-393-11 DESC: SOFTWARE,INTERNET,MISC SERVICES ASN:								
03/01/22				BUDGET BALANCE	53,713.00			25,691.11
03/03/22		022522	01*280432	BUSINESS CARD	0.00	1,150.51	0.00	26,841.62
03/03/22		022622	01*280433	BUSINESS CARD	0.00	352.27	0.00	27,193.89
03/10/22		022522	01*280432	BUSINESS CARD	0.00	0.00	44.14	27,149.75
03/10/22		022622	01*280433	BUSINESS CARD	0.00	0.00	6.51	27,143.24
-								
TOTALS					53,713.00	27,292.40	149.16	27,143.24
ACCOUNT # 24-4926-393-14 DESC: CONTRACTED SERVICES-HR OUTSOURCING ASN:								
03/01/22				BUDGET BALANCE	6,408.00			4,187.60
03/04/22	TLJ		JE-220891	JOE: INVOICE #:61487	0.00	164.95	0.00	4,352.55
-								
TOTALS					6,408.00	4,508.50	155.95	4,352.55

ACCOUNT ACTIVITY ANALYSIS

BC2001 BEGINNING 03/01/22 ENDING 03/31/22

TRANS DATE	PO NUMBER	INVOICE NUMBER	CHECK NUMBER	TRANSACTION/ VENDOR NAME	BEGINNING BAL/BUDGET	DEBITS	CREDITS	BALANCE
ACCOUNT # 24-4926-393-14 DESC: CONTRACTED SERVICES-HR OUTSOURCING ASN: =====> CONTINUED <=====								
ACCOUNT # 24-4926-393-15 DESC: RESEARCH AND ANALYTICS ASN:								
03/01/22				BUDGET BALANCE	62,000.00			46,000.00

				TOTALS	62,000.00	46,000.00	0.00	46,000.00
=====								
ACCOUNT # 24-4926-412-00 DESC: BUILDING RENT ASN:								
03/01/22		211817	01*280275	OWENS & GATES LLC	0.00	1,900.00	0.00	18,116.00

				TOTALS	22,580.00	18,116.00	0.00	18,116.00
=====								
ACCOUNT # 24-4926-454-00 DESC: INSURANCE ASN:								
03/01/22				BUDGET BALANCE	3,447.00			200.00
03/10/22		02/14/22	01*280508	UNITED STATES LIABILITY I	0.00	2,155.00	0.00	2,355.00

				TOTALS	3,447.00	2,355.00	0.00	2,355.00
=====								
ACCOUNT # 24-4926-491-00 DESC: DUES AND SUBSCRIPTIONS ASN:								
03/01/22				BUDGET BALANCE	7,503.00			6,753.86
03/03/22		022522	01*280432	BUSINESS CARD	0.00	19.26	0.00	6,773.12
03/10/22		022522	01*280432	BUSINESS CARD	0.00	0.00	1.26	6,771.86

				TOTALS	7,503.00	6,778.72	6.86	6,771.86
=====								
ACCOUNT # 24-4926-550-00 DESC: CAPITAL OUTLAY ASN:								
03/01/22				BUDGET BALANCE	23,349.00			21,253.12
03/08/22	220585	23122662	01*280334	QUILL CORPORATION	0.00	1,067.85	0.00	22,320.97
03/10/22		23122662	01*280334	QUILL CORPORATION	0.00	0.00	69.86	22,251.11

				TOTALS	23,349.00	27,264.18	5,013.07	22,251.11
=====								
ACCOUNT # 24-4926-550-01 DESC: CAPITAL PROJECTS ASN:								
03/01/22				BUDGET BALANCE	500,000.00			0.00

ACCOUNT ACTIVITY ANALYSIS

BC2001

BEGINNING 03/01/22 ENDING 03/31/22

TRANS DATE	PO NUMBER	INVOICE NUMBER	CHECK NUMBER	TRANSACTION/ VENDOR NAME	BEGINNING BAL/BUDGET	DEBITS	CREDITS	BALANCE

ACCOUNT # 24-4926-550-01 DESC: CAPITAL PROJECTS ASN: =====> CONTINUED <=====								

-								
TOTALS					500,000.00	0.00	0.00	0.00
=====								
ACCOUNT # 24-4926-699-00 DESC: GRANTS ASN:								

-								
TOTALS					50,000.00	41,300.00	0.00	41,300.00
=====								
ACCOUNT # 24-4926-699-02 DESC: MISCELLANEOUS DONATIONS ASN:								

-								
TOTALS					8,275.00	2,200.00	0.00	2,200.00
=====								
ACCOUNT # 24-4926-990-00 DESC: CONTINGENCY ASN:								

-								
TOTALS					336,500.00	0.00	0.00	0.00
=====								