

JACKSON COUNTY TOURISM
DEVELOPMENT
AUTHORITY



FINANCIAL REPORT
FEBRUARY 28, 2022

JACKSON COUNTY TOURISM DEVELOPMENT AUTHORITY

February 28, 2022

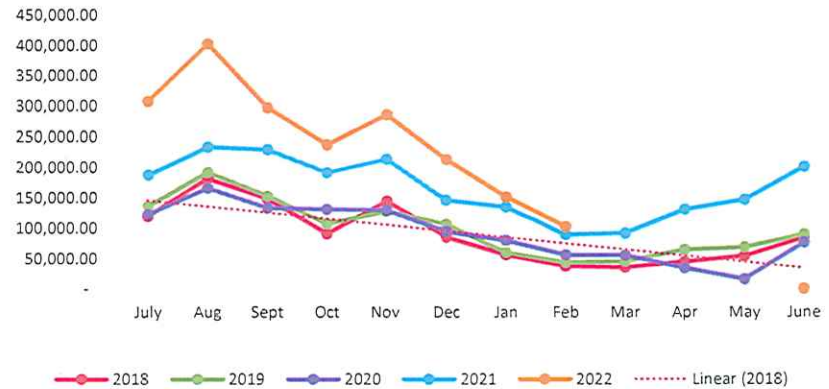
* February Room Occupancy Tax collections totaled \$101,973.85 with \$33.19 collected for penalties. The YTD collection total is \$1,684,734.18 - 76.58% of budget. The Airbnb total was \$42,534.22; the Home Away/VRBO total was \$0.00 and the VACASA,NC total was \$5,247.62.

* 71 accounts reported for January rentals (decrease of 11 accounts from last year). The collections were up 14.49% from the same period in 2021.

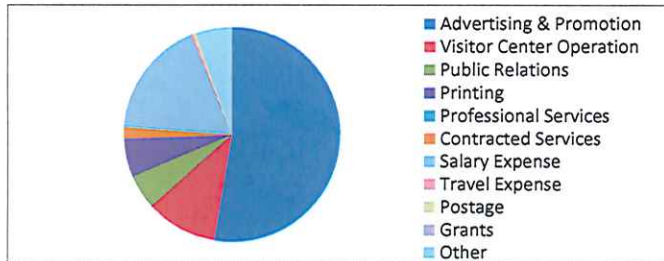
* The cash balance at February 28, 2022 is \$305,420.40 and investments total \$2,000,000.

The expenses for February were \$124,776.16. The FYTD expenses totaled \$1,217,194.21 with encumbrances of \$104,368.25, for a combined total of \$1,321,562.46 - 50.27% of budget.

Fiscal YTD Collections



TDA Expenses as of February 28, 2022

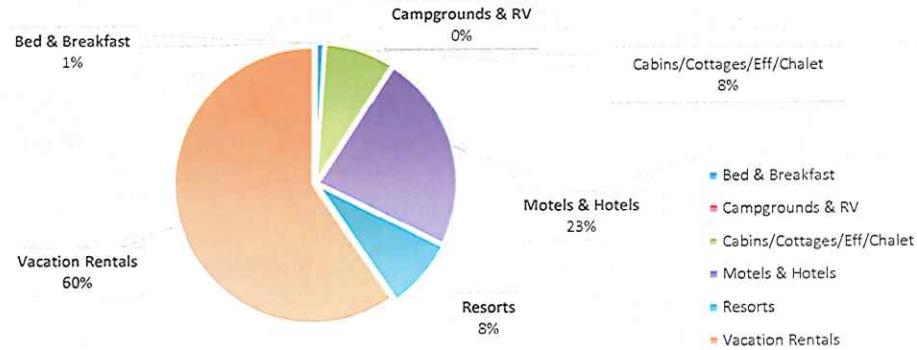


Advertising & Promotion	\$ 65,593.36
Visitor Center Operation	\$ 13,418.76
Public Relations	\$ 6,500.41
Printing	\$ 7,364.32
Professional Services	\$ -
Contracted Services	\$ -
Salary Expense	\$ 2,039.28
Travel Expense	\$ 22,061.05
Postage	\$ 494.42
Grants	\$ 408.64
Other	\$ -
Total	\$ 124,776.16

	2018	2019	2020	2021	2022
July	119,152.80	135,881.68	122,421.68	187,832.18	306,871.17
Aug	181,280.78	191,736.34	166,057.35	233,507.83	402,414.91
Sept	148,701.72	152,650.37	133,172.02	228,972.44	296,676.95
Oct	90,329.60	106,838.84	130,912.47	191,265.61	236,495.92
Nov	144,240.73	127,342.88	129,268.34	213,445.79	285,094.57
Dec	84,754.30	106,016.63	93,829.84	145,657.78	212,552.55
Jan	56,029.08	60,207.39	79,652.13	134,351.26	150,929.14
Feb	37,210.91	43,528.62	55,878.75	89,094.11	102,007.04
Mar	35,029.92	45,185.00	55,161.52	91,596.16	-
Apr	44,116.59	64,498.34	34,404.69	130,350.75	-
May	53,695.68	68,385.86	15,854.63	146,638.28	-
June	83,711.73	89,275.51	76,044.67	200,754.27	-
Total	\$ 1,078,253.84	\$ 1,191,547.46	\$ 1,092,658.09	\$ 1,993,466.46	\$ 1,993,042.25

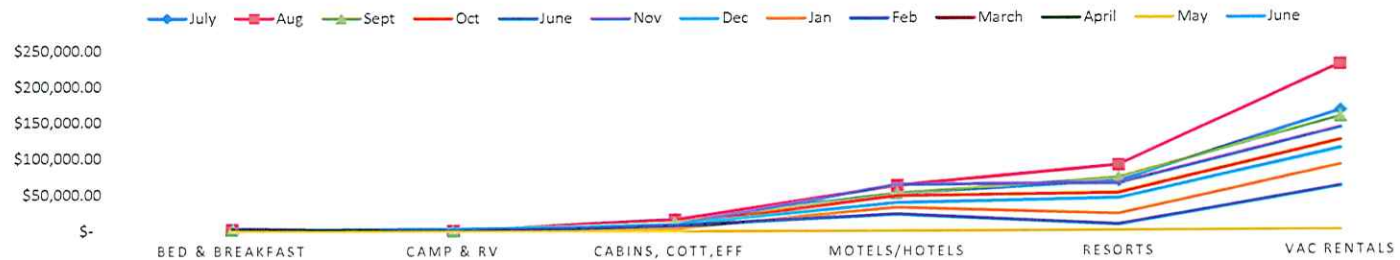


**Room Occupancy Tax Collections
2/28/22 for January Rentals**



Bed & Breakfast	\$ 920.64
Campgrounds & RV	\$ 140.65
Cabins/Cottages/Eff/Chalet	\$ 8,188.70
Motels & Hotels	\$ 23,582.66
Resorts	\$ 8,413.24
Vacation Rentals	\$ 60,761.15
Total	\$ 102,007.04

ROOM OCCUPANCY TAX COLLECTIONS BY TYPE



COLLECTIONS BY TYPE

	Bed & Breakfast	Camp & Rv	Cabins, Cott, Eff	Motels/Hotels	Resorts	Vac Rentals	Totals
July	\$ 1,539.78	\$ 843.97	\$ 17,241.94	\$ 52,133.03	\$ 69,309.94	\$ 165,802.51	\$ 306,871.17
Aug	\$ 2,065.25	\$ 985.62	\$ 15,666.72	\$ 63,217.57	\$ 90,676.33	\$ 229,803.42	\$ 402,414.91
Sept	\$ 2,012.96	\$ 799.40	\$ 11,458.61	\$ 52,387.73	\$ 73,039.18	\$ 156,979.07	\$ 296,676.95
Oct	\$ 1,680.29	\$ 793.72	\$ 8,966.93	\$ 48,967.93	\$ 52,297.59	\$ 123,789.46	\$ 236,495.92
Nov	\$ 3,537.26	\$ 987.75	\$ 9,149.35	\$ 64,458.23	\$ 65,719.24	\$ 141,242.74	\$ 285,094.57
Dec	\$ 1,855.39	\$ 3,608.33	\$ 9,321.73	\$ 39,543.81	\$ 45,357.30	\$ 112,865.99	\$ 212,552.55
Jan	\$ 1,114.51	\$ 179.21	\$ 4,031.11	\$ 32,828.68	\$ 23,187.43	\$ 89,588.20	\$ 150,929.14
Feb	\$ 920.64	\$ 140.65	\$ 8,188.70	\$ 23,582.66	\$ 8,413.24	\$ 60,761.15	\$ 102,007.04
March							\$ -
April							\$ -
May							\$ -
June							\$ -
Total	\$ 14,726.08	\$ 8,338.65	\$ 84,025.09	\$ 377,119.64	\$ 428,000.25	\$ 1,080,832.54	\$ 1,993,042.25
% By Type	0.74%	0.42%	4.22%	18.92%	21.47%	54.23%	100.00%



**JACKSON COUNTY TOURISM DEVELOPMENT AUTHORITY
TOTAL ROOM OCCUPANCY TAX COLLECTIONS BY MONTH**

Month	Tax Collected	# Units Reporting	% of Inc/Dec
July-2020	\$ 187,832.18	113	10%
July-2021	\$ 306,871.17	<u>107</u>	63.38%
	\$ 119,038.99	-6	
August-2020	\$ 233,507.83	118	9%
August-2021	\$ 402,414.91	<u>115</u>	72.33%
	\$ 168,907.08	-3	
September-2020	\$ 228,972.44	116	3%
September-2021	\$ 296,676.95	<u>93</u>	29.57%
	\$ 67,704.51	-23	
October-2020	\$ 191,265.61	109	4%
October-2021	\$ 236,495.92	<u>93</u>	23.65%
	\$ 45,230.31	-16	
November-2020	\$ 213,445.79	89	1%
November-2021	\$ 285,094.57	<u>93</u>	33.57%
	\$ 71,648.78	4	
December-2020	\$ 145,657.78	106	-10%
December-2021	\$ 212,552.55	<u>86</u>	45.93%
	\$ 66,894.77	-20	
January-2021	\$ 134,351.26	96	18%
January-2022	\$ 150,929.14	<u>71</u>	12.34%
	\$ 16,577.88	-25	
February-2021	\$ 89,094.11	82	15%
February-2022	\$ 102,007.04	<u>71</u>	14.49%
	\$ 12,912.93	-11	
March-2021	\$ 91,596.16	83	4%
March-2022			-100.00%
	\$ (91,596.16)	-83	
April-2021	\$ 130,350.75	86	95%
April-2022			-100.00%
	\$ (130,350.75)	-86	
May-2021	\$ 146,638.28	93	35%
May-2022			-100.00%
	\$ (146,638.28)	-93	
June-2021	\$ 200,754.27	101	15%
June-2022		<u>0</u>	-100.00%
	\$ (200,754.27)	-101	
FYTD 2020	\$ 1,993,466.46		
FYTD 2021	\$ 1,993,042.25		

COUNTY OF JACKSON
 Trial Balance - Balance Sheet Accounts
 Report dates 02/01/2022 - thru - 02/28/2022

Account Number	Account Description	Beginning Balance Dr (Cr)	Debits	Credits	Ending Balance Dr (Cr)
24-1110-000-00	CASH ON HAND	325,823.68	209,356.19	229,759.47	305,420.40
24-1130-000-00	CASH IN TIME DEPOSIT	2,000,000.00	0.00	0.00	2,000,000.00
24-1231-000-00	ACCOUNTS RECEIVABLE	0.00	0.00	0.00	0.00
24-1232-892-00	ACCTS RECEIVABLE SALES TAX	2,781.79	624.24	0.00	3,406.03
24-1232-893-00	ACCTS RECEIVABLE SALES TAX	11.50	1.11	0.00	12.61
Total Asset		2,328,616.97	209,981.54	229,759.47	2,308,839.04
24-2100-000-00	ACCOUNTS PAYABLE	0.00	101,468.20	101,468.20	0.00
24-2200-000-00	ACCRUED VACATION PAYABLE	(205.38)	0.00	0.00	(205.38)
24-2200-175-00	FEDERAL TAX PAYABLE	0.00	2,593.78	2,593.78	0.00
24-2200-176-00	STATE TAX PAYABLE	0.00	718.00	718.00	0.00
24-2200-181-00	FICA TAX PAYABLE	0.00	1,061.15	1,061.15	0.00
24-2200-182-00	RETIREMENT PAYABLE	867.50	1,668.28	4,642.48	(2,106.70)
24-2200-187-00	MEDICARE TAX PAYABLE	0.00	248.17	248.17	0.00
24-2300-000-11	DUE TO GENERAL	0.00	104,442.14	104,442.14	0.00
24-2900-000-00	FUND BALANCE	(1,646,498.96)	0.00	0.00	(1,646,498.96)
24-2900-000-01	RES BY STATE STATUTE	(190,942.00)	0.00	0.00	(190,942.00)
24-2912-000-00	RESERVE FOR ENCUMBRANCES	58,394.73	150,788.63	104,815.11	104,368.25
24-2912-000-01	RESERVE FOR ENCUMBRANCES-PRIOR YEAR	(58,394.73)	104,815.11	150,788.63	(104,368.25)
24-3000-000-00	REVENUE CONTROL	(1,584,256.18)	1,226.74	103,250.77	(1,686,280.21)
24-4000-000-00	EXPENDITURE CONTROL	1,092,418.05	125,401.51	625.35	1,217,194.21
Total Liability		(2,328,616.97)	594,431.71	574,653.78	(2,308,839.04)
Total TOURISM DEVELOPMENT AUTH		0.00	804,413.25	804,413.25	0.00

COUNTY OF JACKSON
Income Statement
Report dates 07/01/2021 - thru - 02/28/2022

Account Number	Description	Adjusted Budget 07/01/2021 02/28/2022	Debits and Credits 02/01/2022 02/28/2022	Debits and Credits 07/01/2021 02/28/2022	Encumbrances 07/01/2021 02/28/2022	Balance 07/01/2021 02/28/2022	% Used
24-3230-130-00	JACKSON COUNTY TDA	2,200,000.00	101,973.85	1,684,734.18	0.00	515,265.82	76.58
	TAX REVENUE	2,200,000.00	101,973.85	1,684,734.18	0.00	515,265.82	76.58
24-3270-170-01	JACKSON TDA - PENALTY	5,000.00	33.19	1,436.90	0.00	3,563.10	28.74
24-3270-190-00	MARKETING AND ADVERTISIN	10,000.00	0.00	0.00	0.00	10,000.00	0.00
	PENALTY & INTEREST	15,000.00	33.19	1,436.90	0.00	13,563.10	9.58
24-3831-491-00	INVESTMENT EARNINGS	1,000.00	16.99	109.13	0.00	890.87	10.91
	REVENUES	1,000.00	16.99	109.13	0.00	890.87	10.91
24-3991-000-00	FUND BALANCE	413,075.00	0.00	0.00	0.00	413,075.00	0.00
	FUND BALANCE	413,075.00	0.00	0.00	0.00	413,075.00	0.00
DEPARTMENT TOTAL Revenue		2,629,075.00	102,024.03	1,686,280.21	0.00	942,794.79	64.14
24-4926-121-00	SALARIES & WAGES	140,159.00	17,115.37	92,300.24	0.00	47,858.76	65.85
24-4926-126-00	PART-TIME SALARIES	20,000.00	0.00	0.00	0.00	20,000.00	0.00
24-4926-170-00	BOARD MEMBER EXPENSE	9,500.00	35.53	3,335.64	0.00	6,164.36	35.11
24-4926-181-00	SOCIAL SECURITY CONTRIBU	8,690.00	1,061.15	5,735.76	0.00	2,954.24	66.00
24-4926-182-00	RETIREMENT EXPENSE	16,020.00	1,947.26	9,755.43	0.00	6,264.57	60.90
24-4926-183-00	HOSPITALIZATION INSURANC	19,425.00	1,264.29	11,079.45	0.00	8,345.55	57.04
24-4926-185-00	UNEMPLOYMENT INSURANCE	520.00	58.66	254.81	0.00	265.19	49.00
24-4926-186-00	WORKMAN'S COMPENSATION	1,330.00	216.00	446.00	0.00	884.00	33.53
24-4926-187-00	MEDICARE TAX	2,032.00	398.32	1,491.58	0.00	540.42	73.40
24-4926-190-00	PROFESSIONAL SER-COUNTY	16,250.00	1,354.17	10,833.36	0.00	5,416.64	66.67
24-4926-191-00	PROFESSIONAL SER-AUDIT	7,200.00	0.00	5,450.00	0.00	1,750.00	75.69
24-4926-192-00	LEGAL SERVICES	2,000.00	0.00	0.00	0.00	2,000.00	0.00
24-4926-260-00	OFFICE SUPPLIES	5,500.00	1,314.01	7,197.29	320.99	-2,018.28	136.70
24-4926-299-00	MISCELLANEOUS	20,954.00	895.38	7,905.63	0.00	13,048.37	37.73
24-4926-311-00	TRAVEL	35,845.00	494.42	23,271.16	905.33	11,668.51	67.45
24-4926-321-00	TELEPHONE	2,264.00	488.34	1,985.53	0.00	278.47	87.70
24-4926-321-01	TELEPHONE-VISITOR CENTER	4,430.00	385.42	6,050.24	0.00	-1,620.24	136.57
24-4926-321-02	TELEPHONE-DIRECTOR	0.00	0.00	0.00	0.00	0.00	0.00
24-4926-325-00	POSTAGE	34,678.00	408.64	23,248.23	0.00	11,429.77	67.04
24-4926-331-00	UTILITIES	2,000.00	354.51	2,035.88	0.00	-35.88	101.79
24-4926-341-00	PRINTING	99,741.00	7,364.32	27,538.49	62,503.13	9,699.38	90.28
24-4926-351-00	REPAIRS & MAINT-BUILDING	500.00	0.00	0.00	0.00	500.00	0.00

COUNTY OF JACKSON
Income Statement
Report dates 07/01/2021 - thru - 02/28/2022

Account Number	Description	Adjusted Budget 07/01/2021 02/28/2022	Debits and Credits 02/01/2022 02/28/2022	Debits and Credits 07/01/2021 02/28/2022	Encumbrances 07/01/2021 02/28/2022	Balance 07/01/2021 02/28/2022	% Used
24-4926-370-00	AD FIRM MEDIA	438,529.00	31,601.20	356,458.85	0.00	82,070.15	81.29
24-4926-370-01	WEBSITE SERVICE	19,200.00	1,600.00	14,400.00	0.00	4,800.00	75.00
24-4926-370-02	CREATIVE & PRODUCTION SE	100,000.00	15,689.90	123,497.60	0.00	-23,497.60	123.50
24-4926-370-03	DIGITAL CAMPAIGN REPORTI	12,000.00	1,000.00	9,000.00	0.00	3,000.00	75.00
24-4926-370-04	E-MAIL CAMPAIGNS	7,200.00	600.00	5,275.00	0.00	1,925.00	73.26
24-4926-370-05	SEM MANAGEMENT	14,400.00	1,200.00	11,100.00	0.00	3,300.00	77.08
24-4926-370-07	SOCIAL MEDIA	0.00	0.00	0.00	0.00	0.00	0.00
24-4926-370-09	SOCIAL MEDIA SPEND	82,000.00	6,393.31	38,774.19	33,925.81	9,300.00	88.66
24-4926-393-00	VISITOR CENTER OPERATION	178,421.00	13,418.76	114,604.48	0.00	63,816.52	64.23
24-4926-393-01	PUBLIC RELATIONS	111,200.00	6,500.41	59,469.26	0.00	51,730.74	53.48
24-4926-393-02	CONTRACTED SERVICES	22,000.00	1,833.33	14,666.64	0.00	7,333.36	66.67
24-4926-393-03	CONTRACTED SERVICES-RECO	1,400.00	50.00	200.00	0.00	1,200.00	14.29
24-4926-393-05	CONTRACTED-WEBSITE	38,400.00	0.00	0.00	0.00	38,400.00	0.00
24-4926-393-06	CONTRACTED-AD FIRM RETAI	60,840.00	5,070.00	45,435.00	0.00	15,405.00	74.68
24-4926-393-07	CONTRACTED SERVICES-STR	8,280.00	0.00	8,280.00	0.00	0.00	0.00
24-4926-393-08	CONTRACTED-AD FIRM MISC	12,392.00	931.07	12,316.78	0.00	75.22	99.39
24-4926-393-11	SOFTWARE,INTERNET,MISC S	53,713.00	1,507.88	25,691.11	4,515.00	23,506.89	56.24
24-4926-393-14	CONTRACTED SERVICES-HR O	6,408.00	155.95	4,187.60	0.00	2,220.40	65.35
24-4926-393-15	RESEARCH AND ANALYTICS	62,000.00	0.00	46,000.00	0.00	16,000.00	74.19
24-4926-412-00	BUILDING RENT	22,580.00	1,900.00	16,216.00	0.00	6,364.00	71.82
24-4926-454-00	INSURANCE	3,447.00	0.00	200.00	0.00	3,247.00	5.80
24-4926-491-00	DUES AND SUBSCRIPTIONS	7,503.00	168.56	6,753.86	0.00	749.14	90.02
24-4926-550-00	CAPITAL OUTLAY	23,349.00	0.00	21,253.12	997.99	1,097.89	95.30
24-4926-550-01	CAPITAL PROJECTS	500,000.00	0.00	0.00	0.00	500,000.00	0.00
24-4926-699-00	GRANTS	50,000.00	0.00	41,300.00	0.00	8,700.00	82.60
24-4926-699-02	MISCELLANEOUS DONATIONS	8,275.00	0.00	2,200.00	1,200.00	4,875.00	41.09
24-4926-990-00	CONTINGENCY	336,500.00	0.00	0.00	0.00	336,500.00	0.00
TOURISM DEVELOPMENT AUTHORITY		2,629,075.00	124,776.16	1,217,194.21	104,368.25	1,307,512.54	50.27
DEPARTMENT TOTAL Expense		-2,629,075.00	-124,776.16	-1,217,194.21	104,368.25	-1,307,512.54	50.27
Fund 24 TOURISM DEVELOPMENT AUTH		0.00	-22,752.13	469,086.00	104,368.25	-364,717.75	57.20

ACCOUNT ACTIVITY ANALYSIS

BC2001 BEGINNING 02/01/22 ENDING 02/28/22

TRANS DATE	PO NUMBER	INVOICE NUMBER	CHECK NUMBER	TRANSACTION/ VENDOR NAME	BEGINNING BAL/BUDGET	DEBITS	CREDITS	BALANCE
------------	-----------	----------------	--------------	-----------------------------	-------------------------	--------	---------	---------

ACCOUNT # 24-4926-121-00 DESC: SALARIES & WAGES ASN:

02/01/22				BUDGET BALANCE	140,159.00			75,184.87
02/08/22	TLJ		JE-220802	JOE: TDA PAYROLL 2/4/22	0.00	12,307.69	0.00	87,492.56
02/18/22	TLJ		JE-220827	JOE: TDA PAYROLL 2/18/22	0.00	4,807.68	0.00	92,300.24
TOTALS					140,159.00	92,300.24	0.00	92,300.24

ACCOUNT # 24-4926-126-00 DESC: PART-TIME SALARIES ASN:

02/01/22				BUDGET BALANCE	20,000.00			0.00
TOTALS					20,000.00	0.00	0.00	0.00

ACCOUNT # 24-4926-170-00 DESC: BOARD MEMBER EXPENSE ASN:

02/09/22		71845	01*279731	THE SYLVA HERALD	0.00	35.53	0.00	3,335.64
TOTALS					9,500.00	3,340.33	4.69	3,335.64

ACCOUNT # 24-4926-181-00 DESC: SOCIAL SECURITY CONTRIBUTION ASN:

02/01/22				BUDGET BALANCE	8,690.00			4,674.61
02/08/22	TLJ		JE-220804	JOE: TDA-TAX DRAFT ASSURE	0.00	763.07	0.00	5,437.68
02/22/22	TLJ		JE-220829	JOE: TDA PAYROLL TAX (ASS	0.00	298.08	0.00	5,735.76
TOTALS					8,690.00	6,058.28	322.52	5,735.76

ACCOUNT # 24-4926-182-00 DESC: RETIREMENT EXPENSE ASN:

02/01/22				BUDGET BALANCE	16,020.00			7,808.17
02/08/22	TLJ		JE-220804	JOE: TDA-TAX DRAFT ASSURE	0.00	1,396.92	0.00	9,205.09
02/22/22	TLJ		JE-220829	JOE: TDA PAYROLL TAX (ASS	0.00	550.34	0.00	9,755.43
TOTALS					16,020.00	10,338.70	583.27	9,755.43

ACCOUNT # 24-4926-183-00 DESC: HOSPITALIZATION INSURANCE ASN:

02/01/22				BUDGET BALANCE	19,425.00			9,815.16
----------	--	--	--	----------------	-----------	--	--	----------

ACCOUNT ACTIVITY ANALYSIS

BC2001 BEGINNING 02/01/22 ENDING 02/28/22

TRANS DATE	PO NUMBER	INVOICE NUMBER	CHECK NUMBER	TRANSACTION/VENDOR NAME	BEGINNING BAL/BUDGET	DEBITS	CREDITS	BALANCE
ACCOUNT # 24-4926-183-00 DESC: HOSPITALIZATION INSURANCE ASN: =====> CONTINUED <=====								
02/24/22		433987	01*280203	COMPANION LIFE INSURANCE	0.00	157.06	0.00	9,972.22
02/24/22		02/09/22	01*280010	BCBS OF NC	0.00	1,107.23	0.00	11,079.45
TOTALS					19,425.00	11,079.45	0.00	11,079.45

ACCOUNT # 24-4926-185-00 DESC: UNEMPLOYMENT INSURANCE ASN:								
02/01/22				BUDGET BALANCE	520.00			196.15
02/22/22	TLJ		JE-220829	JOE: TDA PAYROLL TAX (ASS	0.00	58.66	0.00	254.81
TOTALS					520.00	254.81	0.00	254.81

ACCOUNT # 24-4926-186-00 DESC: WORKMAN'S COMPENSATION ASN:								
02/01/22				BUDGET BALANCE	1,330.00			230.00
02/24/22		02/06/2022	01*280200	ACCIDENT FUND INSURANCE	0.00	216.00	0.00	446.00
TOTALS					1,330.00	1,776.00	1,330.00	446.00

ACCOUNT # 24-4926-187-00 DESC: MEDICARE TAX ASN:								
02/01/22				BUDGET BALANCE	2,032.00			1,093.26
02/08/22	TLJ		JE-220804	JOE: TDA-TAX DRAFT ASSURE	0.00	150.15	0.00	1,243.41
02/08/22	TLJ		JE-220804	JOE: TDA-TAX DRAFT ASSURE	0.00	178.47	0.00	1,421.88
02/22/22	TLJ		JE-220829	JOE: TDA PAYROLL TAX (ASS	0.00	69.70	0.00	1,491.58
TOTALS					2,032.00	1,567.02	75.44	1,491.58

ACCOUNT # 24-4926-190-00 DESC: PROFESSIONAL SER-COUNTY ASN:								
02/01/22				BUDGET BALANCE	16,250.00			9,479.19
02/28/22	TLJ		JE-220846	JOE: TDA ADMIN FEB. 2022	0.00	1,354.17	0.00	10,833.36
TOTALS					16,250.00	10,833.36	0.00	10,833.36

ACCOUNT # 24-4926-191-00 DESC: PROFESSIONAL SER-AUDIT ASN:								
02/01/22				BUDGET BALANCE	7,200.00			5,450.00

ACCOUNT ACTIVITY ANALYSIS

BC2001 BEGINNING 02/01/22 ENDING 02/28/22

TRANS DATE	PO NUMBER	INVOICE NUMBER	CHECK NUMBER	TRANSACTION/ VENDOR NAME	BEGINNING BAL/BUDGET	DEBITS	CREDITS	BALANCE
------------	-----------	----------------	--------------	-----------------------------	-------------------------	--------	---------	---------

ACCOUNT # 24-4926-299-00 DESC: MISCELLANEOUS ASN: =====> CONTINUED <=====

TOTALS					20,954.00	8,868.75	963.12	7,905.63
--------	--	--	--	--	-----------	----------	--------	----------

ACCOUNT # 24-4926-311-00 DESC: TRAVEL ASN:

02/01/22				BUDGET BALANCE	35,845.00			22,776.74
02/18/22		2/17/2022	02*8830	CALEB MICHAEL SULLIVAN	0.00	338.74	0.00	23,115.48
02/25/22		02/22/2022	02*8796	NICHOLAS J BREEDLOVE	0.00	155.68	0.00	23,271.16

TOTALS					35,845.00	23,760.01	488.85	23,271.16
--------	--	--	--	--	-----------	-----------	--------	-----------

ACCOUNT # 24-4926-321-00 DESC: TELEPHONE ASN:

02/01/22				BUDGET BALANCE	2,264.00			1,497.19
02/08/22		86163	01*279888	BALSAMWEST	0.00	488.34	0.00	1,985.53

TOTALS					2,264.00	5,592.98	3,607.45	1,985.53
--------	--	--	--	--	----------	----------	----------	----------

ACCOUNT # 24-4926-321-01 DESC: TELEPHONE-VISITOR CENTERS ASN:

02/01/22				BUDGET BALANCE	4,430.00			5,664.82
02/02/22		85013	01*279888	BALSAMWEST	0.00	385.42	0.00	6,050.24

TOTALS					4,430.00	6,438.45	388.21	6,050.24
--------	--	--	--	--	----------	----------	--------	----------

ACCOUNT # 24-4926-325-00 DESC: POSTAGE ASN:

02/01/22				BUDGET BALANCE	34,678.00			22,839.59
02/01/22		012822	01*279852	BUSINESS CARD	0.00	15.59	0.00	22,855.18
02/07/22		17VA27042	01*279831	UPS	0.00	18.75	0.00	22,873.93
02/08/22		3315185460	01*279739	PITNEY BOWES INC.	0.00	339.55	0.00	23,213.48
02/10/22		02102022	01*280095	PURCHASE POWER	0.00	28.12	0.00	23,241.60
02/10/22		3315185460	01*279739	PITNEY BOWES INC.	0.00	0.00	22.21	23,219.39
02/10/22		012822	01*279852	BUSINESS CARD	0.00	0.00	1.02	23,218.37
02/14/22		000017VA27	01*279983	UPS	0.00	19.63	0.00	23,238.00
02/18/22		TLJ	JE-220828	JOE: INVOICE #:61486 (PLA	0.00	9.10	0.00	23,247.10
02/21/22		17VA27082	01*280087	UPS	0.00	1.13	0.00	23,248.23

TOTALS					34,678.00	23,361.99	113.76	23,248.23
--------	--	--	--	--	-----------	-----------	--------	-----------

ACCOUNT ACTIVITY ANALYSIS

BC2001

BEGINNING 02/01/22 ENDING 02/28/22

TRANS DATE	PO NUMBER	INVOICE NUMBER	CHECK NUMBER	TRANSACTION/ VENDOR NAME	BEGINNING BAL/BUDGET	DEBITS	CREDITS	BALANCE
------------	-----------	----------------	--------------	-----------------------------	-------------------------	--------	---------	---------

ACCOUNT # 24-4926-325-00 DESC: POSTAGE ASN: =====> CONTINUED <=====

ACCOUNT # 24-4926-331-00 DESC: UTILITIES ASN:

02/01/22				BUDGET BALANCE	2,000.00			1,681.37
02/01/22		211816	01*279693	OWENS & GATES LLC	0.00	40.00	0.00	1,721.37
02/24/22		02/25/2022	01*279997	DUKE ENERGY	0.00	314.51	0.00	2,035.88
TOTALS					2,000.00	2,035.88	0.00	2,035.88

ACCOUNT # 24-4926-341-00 DESC: PRINTING ASN:

02/01/22				BUDGET BALANCE	99,741.00			20,174.17
02/01/22	220517	.70443	01*279704	CLARK COMMUNICATIONS	0.00	879.60	0.00	21,053.77
02/01/22		012822	01*279852	BUSINESS CARD	0.00	60.00	0.00	21,113.77
02/01/22		.70443	01*279704	CLARK COMMUNICATIONS	0.00	0.00	57.54	21,056.23
02/25/22	220532	.70538	01*280161	CLARK COMMUNICATIONS	0.00	6,936.02	0.00	27,992.25
02/25/22		.70538	01*280161	CLARK COMMUNICATIONS	0.00	0.00	453.76	27,538.49
TOTALS					99,741.00	28,393.01	854.52	27,538.49

ACCOUNT # 24-4926-351-00 DESC: REPAIRS & MAINT-BUILDING ASN:

02/01/22				BUDGET BALANCE	500.00			0.00
TOTALS					500.00	0.00	0.00	0.00

ACCOUNT # 24-4926-370-00 DESC: AD FIRM MEDIA ASN:

02/24/22		49824-4985	01*280166	RAWLE MURDY ASSOCIATES, I	0.00	31,601.20	0.00	356,458.85
TOTALS					438,529.00	356,458.85	0.00	356,458.85

ACCOUNT # 24-4926-370-01 DESC: WEBSITE SERVICE ASN:

02/01/22				BUDGET BALANCE	19,200.00			12,800.00
02/24/22		49824-4985	01*280166	RAWLE MURDY ASSOCIATES, I	0.00	1,600.00	0.00	14,400.00
TOTALS					19,200.00	14,400.00	0.00	14,400.00

ACCOUNT ACTIVITY ANALYSIS

BC2001

BEGINNING 02/01/22 ENDING 02/28/22

TRANS DATE	PO NUMBER	INVOICE NUMBER	CHECK NUMBER	TRANSACTION/ VENDOR NAME	BEGINNING BAL./BUDGET	DEBITS	CREDITS	BALANCE
ACCOUNT # 24-4926-393-00 DESC: VISITOR CENTER OPERATIONS ASN: >>>>>> CONTINUED <<<<<<								
02/01/22		211124A	01*279733	JACKSON CO. CHAMBER OF CO	0.00	6,000.00	0.00	107,185.72
02/01/22		211124B	01*279733	JACKSON CO. CHAMBER OF CO	0.00	827.42	0.00	108,013.14
02/01/22		211124C	01*279733	JACKSON CO. CHAMBER OF CO	0.00	160.00	0.00	108,173.14
02/01/22		211124D	01*279733	JACKSON CO. CHAMBER OF CO	0.00	188.67	0.00	108,361.81
02/01/22		211136A	01*279752	CASHIERS AREA CHAMBER OF	0.00	5,500.00	0.00	113,861.81
02/01/22		211136B	01*279752	CASHIERS AREA CHAMBER OF	0.00	742.67	0.00	114,604.48
TOTALS					178,421.00	114,604.48	0.00	114,604.48
ACCOUNT # 24-4926-393-01 DESC: PUBLIC RELATIONS ASN:								
02/01/22				BUDGET BALANCE	111,200.00			52,968.85
02/01/22	012822		01*279852	BUSINESS CARD	0.00	10.70	0.00	52,979.55
02/10/22	012822		01*279852	BUSINESS CARD	0.00	0.00	0.70	52,978.85
02/24/22	61331		01*280215	LOU HAMMOND GROUP ATLANTA	0.00	5,750.00	0.00	58,728.85
02/24/22	61329		01*280215	LOU HAMMOND GROUP ATLANTA	0.00	740.41	0.00	59,469.26
TOTALS					111,200.00	59,489.37	20.11	59,469.26
ACCOUNT # 24-4926-393-02 DESC: CONTRACTED SERVICES ASN:								
02/01/22				BUDGET BALANCE	22,000.00			12,833.31
02/28/22	TLJ		JE-220846	JOE: TDA ADMIN FEB. 2022	0.00	1,833.33	0.00	14,666.64
TOTALS					22,000.00	14,666.64	0.00	14,666.64
ACCOUNT # 24-4926-393-03 DESC: CONTRACTED SERVICES-RECORDING ASN:								
02/01/22				BUDGET BALANCE	1,400.00			150.00
02/01/22	01/19/2022		01*279906	CHERYL OSBORNE	0.00	50.00	0.00	200.00
TOTALS					1,400.00	200.00	0.00	200.00
ACCOUNT # 24-4926-393-05 DESC: CONTRACTED-WEBSITE ASN:								
02/01/22				BUDGET BALANCE	38,400.00			0.00
TOTALS					38,400.00	0.00	0.00	0.00

ACCOUNT ACTIVITY ANALYSIS

PAGE 8

BC2001 BEGINNING 02/01/22 ENDING 02/28/22

TRANS DATE	PO NUMBER	INVOICE NUMBER	CHECK NUMBER	TRANSACTION/ VENDOR NAME	BEGINNING BAL/BUDGET	DEBITS	CREDITS	BALANCE
------------	-----------	----------------	--------------	-----------------------------	-------------------------	--------	---------	---------

ACCOUNT # 24-4926-393-05 DESC: CONTRACTED-WEBSITE ASN: =====> CONTINUED <=====

ACCOUNT # 24-4926-393-06 DESC: CONTRACTED-AD FIRM RETAINER ASN:

02/24/22		49824-4985	01*280166	RAWLE MURDY ASSOCIATES, I	0.00	5,070.00	0.00	45,435.00
TOTALS					60,840.00	45,435.00	0.00	45,435.00

ACCOUNT # 24-4926-393-08 DESC: CONTRACTED-AD FIRM MISC ASN:

02/01/22				BUDGET BALANCE	12,392.00			11,385.71
02/24/22		49824-4985	01*280166	RAWLE MURDY ASSOCIATES, I	0.00	931.07	0.00	12,316.78
TOTALS					12,392.00	12,316.78	0.00	12,316.78

ACCOUNT # 24-4926-393-11 DESC: SOFTWARE,INTERNET,MISC SERVICES ASN:

02/01/22				BUDGET BALANCE	53,713.00			24,183.23
02/01/22		012622	01*279851	BUSINESS CARD	0.00	425.72	0.00	24,608.95
02/01/22		012822	01*279852	BUSINESS CARD	0.00	1,096.56	0.00	25,705.51
02/10/22		012622	01*279851	BUSINESS CARD	0.00	0.00	2.60	25,702.91
02/10/22		012622	01*279851	BUSINESS CARD	0.00	0.00	1.11	25,701.80
02/10/22		012822	01*279852	BUSINESS CARD	0.00	0.00	10.69	25,691.11
TOTALS					53,713.00	25,789.62	98.51	25,691.11

ACCOUNT # 24-4926-393-14 DESC: CONTRACTED SERVICES-HR OUTSOURCING ASN:

02/01/22				BUDGET BALANCE	6,408.00			4,031.65
02/08/22		TLJ	JE-220803	JOE: INVOICE#:61485	0.00	155.95	0.00	4,187.60
TOTALS					6,408.00	4,343.55	155.95	4,187.60

ACCOUNT # 24-4926-393-15 DESC: RESEARCH AND ANALYTICS ASN:

02/01/22				BUDGET BALANCE	62,000.00			46,000.00
TOTALS					62,000.00	46,000.00	0.00	46,000.00

BEGINNING 02/01/22 ENDING 02/28/22

TRANS DATE	PO NUMBER	INVOICE NUMBER	CHECK NUMBER	TRANSACTION/ VENDOR NAME	BEGINNING BAL/BUDGET	DEBITS	CREDITS	BALANCE
------------	-----------	----------------	--------------	-----------------------------	-------------------------	--------	---------	---------

ACCOUNT # 24-4926-393-15 DESC: RESEARCH AND ANALYTICS ASN: CONTINUED

ACCOUNT # 24-4926-412-00 DESC: BUILDING RENT ASN:

02/01/22		211816	01*279693	OWENS & GATES LLC	0.00	1,900.00	0.00	16,216.00
TOTALS					22,580.00	16,216.00	0.00	16,216.00

ACCOUNT # 24-4926-454-00 DESC: INSURANCE ASN:

02/01/22				BUDGET BALANCE	3,447.00			200.00
TOTALS					3,447.00	200.00	0.00	200.00

ACCOUNT # 24-4926-491-00 DESC: DUES AND SUBSCRIPTIONS ASN:

02/01/22		012822	01*279852	BUSINESS CARD	0.00	169.26	0.00	6,754.56
02/10/22		012822	01*279852	BUSINESS CARD	0.00	0.00	0.70	6,753.86
TOTALS					7,503.00	6,759.46	5.60	6,753.86

ACCOUNT # 24-4926-550-00 DESC: CAPITAL OUTLAY ASN:

02/01/22				BUDGET BALANCE	23,349.00			21,253.12
TOTALS					23,349.00	26,196.33	4,943.21	21,253.12

ACCOUNT # 24-4926-550-01 DESC: CAPITAL PROJECTS ASN:

TOTALS					500,000.00	0.00	0.00	0.00
--------	--	--	--	--	------------	------	------	------

ACCOUNT # 24-4926-699-00 DESC: GRANTS ASN:

TOTALS					50,000.00	41,300.00	0.00	41,300.00
--------	--	--	--	--	-----------	-----------	------	-----------

ACCOUNT # 24-4926-699-02 DESC: MISCELLANEOUS DONATIONS ASN:

TOTALS					8,275.00	2,200.00	0.00	2,200.00
--------	--	--	--	--	----------	----------	------	----------

ACCOUNT ACTIVITY ANALYSIS

BC2001

BEGINNING 02/01/22 ENDING 02/28/22

TRANS DATE	PO NUMBER	INVOICE NUMBER	CHECK NUMBER	TRANSACTION/ VENDOR NAME	BEGINNING BAL/BUDGET	DEBITS	CREDITS	BALANCE
---------------	--------------	-------------------	-----------------	-----------------------------	-------------------------	--------	---------	---------

ACCOUNT # 24-4926-699-02 DESC: MISCELLANEOUS DONATIONS ASN: ==>>> CONTINUED <<<==

ACCOUNT # 24-4926-990-00 DESC: CONTINGENCY ASN:

TOTALS					336,500.00	0.00	0.00	0.00
--------	--	--	--	--	------------	------	------	------
