

JACKSON COUNTY TOURISM
DEVELOPMENT
AUTHORITY



FINANCIAL REPORT
February 28, 2021

JACKSON COUNTY TOURISM DEVELOPMENT AUTHORITY

February 28, 2021

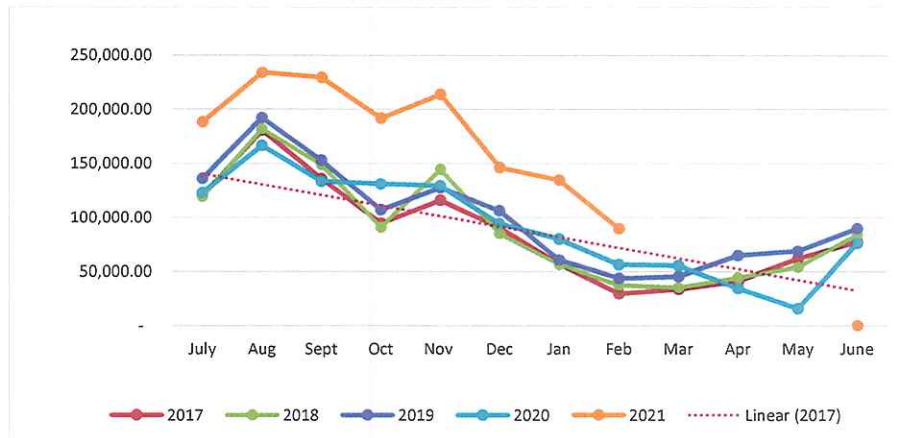
* February Room Occupancy Tax collections totaled \$89,089.11 with \$5.00 collected for penalties. The YTD collection total is \$1,235,484 - 117.71% of budget. The Airbnb total was \$33,554.90; Home Away/VRBO total was \$11,923.55; and the VACASA, NC total was \$5,140.50.

* 82 accounts reported for January rentals (decrease of 14 accounts from last year). The collections were up 59.44% (\$32,215.36) from the same period in 2020.

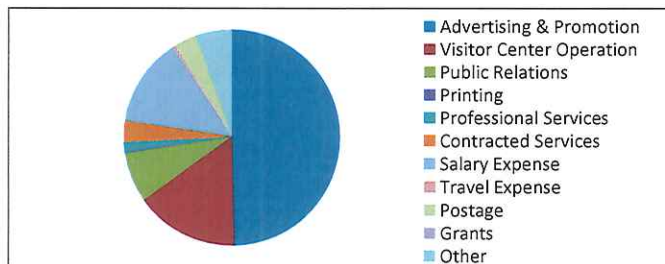
* The cash balance at February 28, 2021 is \$937,952.53 and investments total \$400,000.00.

The expenses for February were \$86,594.01. The FYTD expenses totaled \$655,690.16 with encumbrances of \$6,313.00 for a combined total of \$662,003.16 - 61.05% of budget.

Fiscal YTD Collections



TDA Expenses as of February 28, 2021

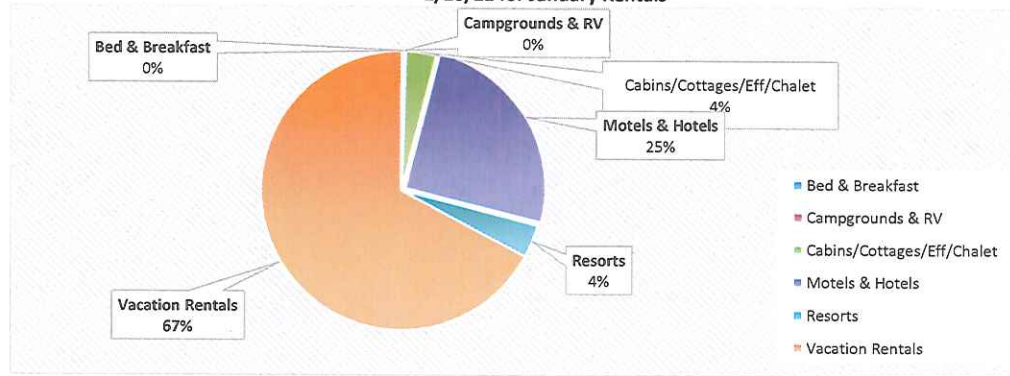


Advertising & Promotion	\$ 42,965.73
Visitor Center Operation	\$ 13,373.00
Public Relations	\$ 6,500.00
Printing	\$ 87.08
Professional Services	\$ 1,354.17
Contracted Services	\$ 2,717.20
Salary Expense	\$ 11,571.76
Travel Expense	\$ 349.00
Postage	\$ 2,950.06
Grants	\$ -
Other	\$ 4,726.01
Total	\$ 86,594.01

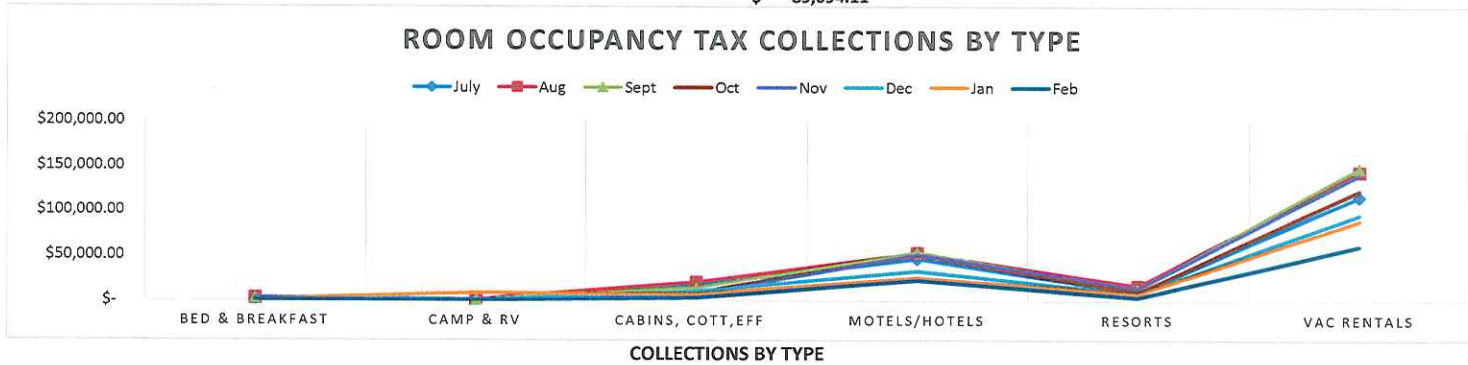
	2017	2018	2019	2020	2021
July	119,861.04	119,152.80	135,881.68	122,421.68	187,832.18
Aug	180,394.59	181,280.78	191,736.34	166,057.35	233,601.43
Sept	135,649.23	148,701.72	152,650.37	133,172.02	228,972.44
Oct	94,100.41	90,329.60	106,838.84	130,912.47	191,265.62
Nov	115,576.40	144,240.73	127,342.88	129,268.34	213,445.79
Dec	89,928.52	84,754.30	106,016.63	93,829.84	145,657.78
Jan	56,081.35	56,029.08	60,207.39	79,652.13	134,351.26
Feb	29,357.66	37,210.91	43,528.62	55,878.75	89,094.11
Mar	33,603.67	35,029.92	45,185.00	55,161.52	-
Apr	40,794.81	44,116.59	64,498.34	34,404.69	-
May	61,363.25	53,695.68	68,385.86	15,854.63	-
June	76,932.28	83,711.73	89,275.51	76,044.67	-
Total	\$ 1,033,643.21	\$ 1,078,253.84	\$ 1,191,547.46	\$ 1,092,658.09	\$ 1,424,220.61



**Room Occupancy Tax Collections
2/28/21 for January Rentals**



Bed & Breakfast	\$	324.15
Campgrounds & RV	\$	127.42
Cabins/Cottages/Eff/Chalet	\$	3,114.61
Motels & Hotels	\$	22,239.38
Resorts	\$	3,442.98
Vacation Rentals	\$	59,845.57
Total	\$	89,094.11



	Bed & Breakfast	Camp & Rv	Cabins, Cott, Eff	Motels/Hotels	Resorts	Vac Rentals	Totals
July	\$ 1,452.19	\$ 624.61	\$ 16,567.08	\$ 45,998.26	\$ 8,493.60	\$ 114,696.44	\$ 187,832.18
Aug	\$ 1,998.24	\$ 822.85	\$ 19,823.27	\$ 52,137.59	\$ 15,885.83	\$ 142,933.65	\$ 233,601.43
Sept	\$ 2,108.16	\$ 829.81	\$ 13,630.34	\$ 52,875.89	\$ 12,396.57	\$ 147,131.67	\$ 228,972.44
Oct	\$ 1,670.52	\$ 662.49	\$ 8,581.33	\$ 49,979.73	\$ 8,823.81	\$ 121,547.74	\$ 191,265.62
Nov	\$ 2,497.80	\$ 819.18	\$ 6,728.97	\$ 50,452.52	\$ 13,486.65	\$ 139,460.67	\$ 213,445.79
Dec	\$ 1,031.63	\$ 357.87	\$ 10,122.98	\$ 32,534.66	\$ 7,277.15	\$ 94,333.49	\$ 145,657.78
Jan	\$ 473.57	\$ 7,630.29	\$ 6,641.36	\$ 24,857.11	\$ 7,064.64	\$ 87,684.29	\$ 134,351.26
Feb	\$ 324.15	\$ 127.42	\$ 3,114.61	\$ 22,239.38	\$ 3,442.98	\$ 59,845.57	\$ 89,094.11
March							\$ -
April							\$ -
May							\$ -
June							\$ -
Total	\$ 11,556.26	\$ 11,874.52	\$ 85,209.94	\$ 331,075.14	\$ 76,871.23	\$ 907,633.52	\$ 1,424,220.61
% By Type	0.81%	0.83%	5.98%	23.25%	5.40%	63.73%	100.00%



JACKSON COUNTY TOURISM DEVELOPMENT AUTHORITY
TOTAL ROOM OCCUPANCY TAX COLLECTIONS BY MONTH

Month	Tax Collected	# Units Reporting	% of Inc/Dec
July-2019	\$ 122,421.68	206	10%
July-2020	\$ 187,832.18	113	53.43%
	\$ 65,410.50	-93	
August-2019	\$ 166,057.35	216	9%
August-2020	\$ 233,507.83	118	40.62%
	\$ 67,450.48	-98	
September-2019	\$ 133,172.02	196	3%
September-2020	\$ 228,972.44	116	71.94%
	\$ 95,800.42	-80	
October-2019	\$ 130,912.47	175	4%
October-2020	\$ 191,265.61	109	46.10%
	\$ 60,353.14	-66	
November-2019	\$ 129,268.34	167	1%
November-2020	\$ 213,445.79	89	65.12%
	\$ 84,177.45	-78	
December-2019	\$ 93,829.84	133	-10%
December-2020	\$ 145,657.78	106	55.24%
	\$ 51,827.94	-27	
January-2020	\$ 79,652.13	120	18%
January-2021	\$ 134,351.26	96	68.67%
	\$ 54,699.13	-24	
February-2020	\$ 55,878.75	96	15%
February-2021	\$ 89,094.11	82	59.44%
	\$ 33,215.36	-14	
March-2020	\$ 55,161.52	93	4%
March-2021			-100.00%
	\$ (55,161.52)	-93	
April-2020	\$ 34,404.69	59	95%
April-2021			-100.00%
	\$ (34,404.69)	-59	
May-2020	\$ 15,854.63	36	35%
May-2021	\$ -		-100.00%
	\$ (15,854.63)	-36	
June-2020	\$ 76,044.67	74	15%
June-2021			-100.00%
	\$ (76,044.67)	-74	
FYTD 2020	\$ 1,092,658.09		
FYTD 2021	\$ 1,424,127.00		

COUNTY OF JACKSON
 Trial Balance - Balance Sheet Accounts
 Report dates 02/01/2021 - thru - 02/28/2021

Account Number	Account Description	Beginning Balance Dr (Cr)	Debits	Credits	Ending Balance Dr (Cr)
24-1110-000-00	CASH ON HAND	911,014.31	190,300.32	163,362.10	937,952.53
24-1130-000-00	CASH IN TIME DEPOSIT	400,000.00	0.00	0.00	400,000.00
24-1231-000-00	ACCOUNTS RECEIVABLE	0.00	0.00	0.00	0.00
24-1232-892-00	ACCTS RECEIVABLE SALES TAX	888.85	62.36	0.00	951.21
24-1232-893-00	ACCTS RECEIVABLE SALES TAX	0.00	0.00	0.00	0.00
24-1310-000-11	DUE FROM GENERAL FUND	0.00	0.00	0.00	0.00
Total Asset		1,311,903.16	190,362.68	163,362.10	1,338,903.74
24-2100-000-00	ACCOUNTS PAYABLE	0.00	73,171.03	73,171.03	0.00
24-2200-000-00	ACCRUED SALARIES PAYABLE	2,388.55	0.00	0.00	2,388.55
24-2200-175-00	FEDERAL TAX PAYABLE	0.00	970.35	970.35	0.00
24-2200-176-00	STATE TAX PAYABLE	0.00	342.00	342.00	0.00
24-2200-181-00	FICA TAX PAYABLE	0.00	530.49	530.49	0.00
24-2200-182-00	RETIREMENT PAYABLE	(1,356.85)	1,381.84	1,381.84	(1,356.85)
24-2200-187-00	MEDICARE TAX PAYABLE	0.00	124.08	124.08	0.00
24-2300-000-11	DUE TO GENERAL	0.00	76,515.00	76,515.08	(0.08)
24-2900-000-00	FUND BALANCE	(618,994.37)	0.00	0.00	(618,994.37)
24-2900-000-01	RES BY STATE STATUTE	(81,173.71)	0.00	0.00	(81,173.71)
24-2912-000-00	RESERVE FOR ENCUMBRANCES	2,639.00	76,512.23	72,838.23	6,313.00
24-2912-000-01	RESERVE FOR ENCUMBRANCES-PRIOR YEAR	(2,639.00)	72,838.23	76,512.23	(6,313.00)
24-3000-000-00	REVENUE CONTROL	(1,181,862.93)	0.00	113,594.51	(1,295,457.44)
24-4000-000-00	EXPENDITURE CONTROL	569,096.15	87,187.39	593.38	655,690.16
Total Liability		(1,311,903.16)	389,572.64	416,573.22	(1,338,903.74)
Total TOURISM DEVELOPMENT AUTH		0.00	579,935.32	579,935.32	0.00

COUNTY OF JACKSON
Income Statement
Report dates 07/01/2020 - thru - 02/28/2021

Account Number	Description	Adjusted Budget 07/01/2020 02/28/2021	Debits and Credits 02/01/2021 02/28/2021	Debits and Credits 07/01/2020 02/28/2021	Encumbrances 07/01/2020 02/28/2021	Balance 07/01/2020 02/28/2021	% Used
24-3230-130-00	JACKSON COUNTY TDA	1,049,628.00	89,089.11	1,235,483.87	0.00	-185,855.87	117.71
	TAX REVENUE	1,049,628.00	89,089.11	1,235,483.87	0.00	-185,855.87	117.71
24-3270-170-01	JACKSON TDA - PENALTY	5,000.00	5.00	810.95	0.00	4,189.05	16.22
24-3270-190-00	MARKETING AND ADVERTISIN	1,006.00	0.00	8,612.00	0.00	-7,606.00	856.06
24-3270-260-00	NC DEPT OF COMMERCE-EDPN	25,750.00	0.00	0.00	0.00	25,750.00	0.00
	PENALTY & INTEREST	31,756.00	5.00	9,422.95	0.00	22,333.05	29.67
24-3496-260-00	NC DEPT OF COMMERCE-EDPN	0.00	0.00	25,750.00	0.00	-25,750.00	0.00
24-3496-260-01	NC DEPT OF COMMERCE DES	0.00	0.00	243.82	0.00	-243.82	0.00
24-3496-260-02	MOUNTAIN BIZWORKS PPP	0.00	24,497.00	24,497.00	0.00	-24,497.00	0.00
	ECONOMIC DEVELOPMENT	0.00	24,497.00	50,490.82	0.00	-50,490.82	0.00
24-3831-491-00	INVESTMENT EARNINGS	3,000.00	3.40	59.80	0.00	2,940.20	1.99
	REVENUES	3,000.00	3.40	59.80	0.00	2,940.20	1.99
24-3839-890-00	MISCELLANEOUS	0.00	0.00	0.00	0.00	0.00	0.00
	REVENUES	0.00	0.00	0.00	0.00	0.00	0.00
DEPARTMENT TOTAL Revenue		1,084,384.00	113,594.51	1,295,457.44	0.00	-211,073.44	119.46
24-4926-121-00	SALARIES & WAGES	120,271.00	8,556.31	79,026.23	0.00	41,244.77	65.71
24-4926-170-00	BOARD MEMBER EXPENSE	249.00	0.00	343.15	0.00	-94.15	137.81
24-4926-181-00	SOCIAL SECURITY CONTRIBU	7,457.00	530.49	4,899.61	0.00	2,557.39	65.70
24-4926-182-00	RETIREMENT EXPENSE	12,208.00	868.46	8,055.29	0.00	4,152.71	65.98
24-4926-183-00	HOSPITALIZATION INSURANC	18,540.00	1,183.35	10,866.55	0.00	7,673.45	58.61
24-4926-185-00	UNEMPLOYMENT INSURANCE	504.00	85.57	244.85	0.00	259.15	48.58
24-4926-186-00	WORKMAN'S COMPENSATION	1,266.00	223.50	447.00	0.00	819.00	35.31
24-4926-187-00	MEDICARE TAX	1,744.00	124.08	1,145.89	0.00	598.11	65.70
24-4926-190-00	PROFESSIONAL SER-COUNTY	16,250.00	1,354.17	10,833.36	0.00	5,416.64	66.67
24-4926-191-00	PROFESSIONAL SER-AUDIT	7,200.00	0.00	7,000.00	0.00	200.00	97.22
24-4926-192-00	LEGAL SERVICES	3,000.00	0.00	825.00	0.00	2,175.00	27.50
24-4926-260-00	OFFICE SUPPLIES	3,963.00	118.23	1,274.73	0.00	2,688.27	32.17
24-4926-299-00	MISCELLANEOUS	6,810.00	735.89	3,766.75	0.00	3,043.25	55.31
24-4926-311-00	TRAVEL	6,299.00	349.00	5,024.13	1,484.00	-209.13	103.32
24-4926-321-00	TELEPHONE	4,430.00	752.93	5,110.77	0.00	-680.77	115.37

COUNTY OF JACKSON
Income Statement

Report dates 07/01/2020 - thru - 02/28/2021

Account Number	Description	Adjusted Budget 07/01/2020 02/28/2021	Debits and Credits 02/01/2021 02/28/2021	Debits and Credits 07/01/2020 02/28/2021	Encumbrances 07/01/2020 02/28/2021	Balance 07/01/2020 02/28/2021	% Used
24-4926-321-02	TELEPHONE-DIRECTOR	2,316.00	0.00	0.00	0.00	2,316.00	0.00
24-4926-325-00	POSTAGE	21,003.00	2,950.06	14,814.89	0.00	6,188.11	70.54
24-4926-331-00	UTILITIES	2,000.00	240.86	1,502.16	0.00	497.84	75.11
24-4926-341-00	PRINTING	79,741.00	87.08	19,934.82	3,034.00	56,772.18	28.80
24-4926-351-00	REPAIRS & MAINT-BUILDING	500.00	0.00	0.00	0.00	500.00	0.00
24-4926-370-00	AD FIRM MEDIA	225,035.00	17,473.88	131,375.63	1,200.00	92,459.37	58.91
24-4926-370-01	WEBSITE SERVICE	28,588.00	1,600.00	12,800.00	0.00	15,788.00	44.77
24-4926-370-02	CREATIVE & PRODUCTION SE	32,915.00	13,302.00	45,970.00	0.00	-13,055.00	139.66
24-4926-370-03	DIGITAL CAMPAIGN REPORTI	9,600.00	1,000.00	5,600.00	0.00	4,000.00	58.33
24-4926-370-04	E-MAIL CAMPAIGNS	5,700.00	475.00	3,800.00	0.00	1,900.00	66.67
24-4926-370-05	SEM MANAGEMENT	14,400.00	1,500.00	8,400.00	0.00	6,000.00	58.33
24-4926-370-07	SOCIAL MEDIA	8,400.00	700.00	5,600.00	0.00	2,800.00	66.67
24-4926-393-00	VISITOR CENTER OPERATION	167,872.00	13,373.00	113,906.00	0.00	53,966.00	67.85
24-4926-393-01	PUBLIC RELATIONS	64,600.00	6,500.00	31,952.98	0.00	32,647.02	49.46
24-4926-393-02	CONTRACTED SERVICES	22,000.00	1,833.33	14,666.64	0.00	7,333.36	66.67
24-4926-393-03	CONTRACTED SERVICES-RECO	1,400.00	0.00	212.50	0.00	1,187.50	15.18
24-4926-393-05	CONTRACTED-WEBSITE	7,500.00	0.00	1,172.50	0.00	6,327.50	15.63
24-4926-393-06	CONTRACTED-AD FIRM RETAI	44,550.00	4,875.00	25,050.00	0.00	19,500.00	56.23
24-4926-393-07	CONTRACTED SERVICES-STR	8,280.00	0.00	8,280.00	0.00	0.00	0.00
24-4926-393-08	CONTRACTED-AD FIRM MISC	12,000.00	1,129.87	8,158.94	0.00	3,841.06	67.99
24-4926-393-11	SOFTWARE, INTERNET, MISC S	25,328.00	909.98	21,968.09	0.00	3,359.91	86.73
24-4926-393-14	CONTRACTED SERVICES-HR O	4,320.00	883.87	5,275.52	0.00	-955.52	122.12
24-4926-412-00	BUILDING RENT	6,000.00	500.00	4,000.00	0.00	2,000.00	66.67
24-4926-454-00	INSURANCE	2,447.00	1,975.00	2,175.00	0.00	272.00	88.88
24-4926-491-00	DUES AND SUBSCRIPTIONS	2,850.00	403.10	2,761.04	595.00	-506.04	117.76
24-4926-550-00	CAPITAL OUTLAY	5,448.00	0.00	5,302.77	0.00	145.23	97.33
24-4926-550-01	CAPITAL PROJECTS	20,000.00	0.00	0.00	0.00	20,000.00	0.00
24-4926-630-00	NC TOURISM RECOVERY GRAN	25,750.00	0.00	9,372.37	0.00	16,377.63	36.40
24-4926-699-00	GRANTS	17,000.00	0.00	10,000.00	0.00	7,000.00	58.82
24-4926-699-02	MISCELLANEOUS DONATIONS	1,650.00	0.00	2,775.00	0.00	-1,125.00	168.18
24-4926-990-00	CONTINGENCY	5,000.00	0.00	0.00	0.00	5,000.00	0.00
TOURISM DEVELOPMENT AUTHORITY		1,084,384.00	86,594.01	655,690.16	6,313.00	422,380.84	61.05
DEPARTMENT TOTAL Expense		-1,084,384.00	-86,594.01	-655,690.16	6,313.00	-422,380.84	61.05
Fund 24 TOURISM DEVELOPMENT AUTH		0.00	27,000.50	639,767.28	6,313.00	-633,454.28	90.26

ACCOUNT ACTIVITY ANALYSIS

BC2001 BEGINNING 02/01/21 ENDING 02/28/21

TRANS DATE	PO NUMBER	INVOICE NUMBER	CHECK NUMBER	TRANSACTION/ VENDOR NAME	BEGINNING BAL/BUDGET	DEBITS	CREDITS	BALANCE
------------	-----------	----------------	--------------	-----------------------------	-------------------------	--------	---------	---------

ACCOUNT # 24-4926-121-00 DESC: SALARIES & WAGES ASN:

02/01/21				BUDGET BALANCE	120,271.00			70,469.92
02/05/21	TLJ		JE-193291	JOE: TDA PAYROLL 2/5/2021	0.00	4,278.15	0.00	74,748.07
02/19/21			JE-193322	JOE: TDA PAYROLL 2/19/21	0.00	4,278.16	0.00	79,026.23
TOTALS					120,271.00	81,870.81	2,844.58	79,026.23

ACCOUNT # 24-4926-170-00 DESC: BOARD MEMBER EXPENSE ASN:

02/01/21				BUDGET BALANCE	249.00			343.15
TOTALS					249.00	350.89	7.74	343.15

ACCOUNT # 24-4926-181-00 DESC: SOCIAL SECURITY CONTRIBUTION ASN:

02/05/21	TLJ		JE-193292	JOE: TDA PAYROLL 2/5/2021	0.00	265.25	0.00	4,634.37
02/19/21			JE-193323	JOE: TDA PAYROLL 2/19/21	0.00	265.24	0.00	4,899.61
TOTALS					7,457.00	5,341.67	442.06	4,899.61

ACCOUNT # 24-4926-182-00 DESC: RETIREMENT EXPENSE ASN:

02/01/21				BUDGET BALANCE	12,208.00			7,186.83
02/05/21	TLJ		JE-193292	JOE: TDA PAYROLL 2/5/2021	0.00	434.23	0.00	7,621.06
02/19/21			JE-193323	JOE: TDA PAYROLL 2/19/21	0.00	434.23	0.00	8,055.29
TOTALS					12,208.00	8,744.11	688.82	8,055.29

ACCOUNT # 24-4926-183-00 DESC: HOSPITALIZATION INSURANCE ASN:

02/01/21				BUDGET BALANCE	18,540.00			9,683.20
02/08/21	213494			AF GROUP	0.00	0.00	8.00	9,675.20
02/25/21	MARCH2021	01*272543		BCBS OF NC	0.00	1,038.07	0.00	10,713.27
02/25/21	263896	01*272734		COMPANION LIFE INSURANCE	0.00	153.28	0.00	10,866.55
TOTALS					18,540.00	10,874.55	8.00	10,866.55

ACCOUNT # 24-4926-185-00 DESC: UNEMPLOYMENT INSURANCE ASN:

02/01/21				BUDGET BALANCE	504.00			159.28
----------	--	--	--	----------------	--------	--	--	--------

ACCOUNT ACTIVITY ANALYSIS

BC2001

BEGINNING 02/01/21 ENDING 02/28/21

TRANS DATE	PO NUMBER	INVOICE NUMBER	CHECK NUMBER	TRANSACTION/ VENDOR NAME	BEGINNING BAL/BUDGET	DEBITS	CREDITS	BALANCE
------------	-----------	----------------	--------------	-----------------------------	-------------------------	--------	---------	---------

ACCOUNT # 24-4926-185-00 DESC: UNEMPLOYMENT INSURANCE ASN: =====> CONTINUED <=====

02/05/21		TLJ		JE-193292 JOE: TDA PAYROLL 2/5/2021	0.00	42.78	0.00	202.06
02/19/21				JE-193323 JOE: TDA PAYROLL 2/19/21	0.00	42.79	0.00	244.85
TOTALS					504.00	244.85	0.00	244.85

ACCOUNT # 24-4926-186-00 DESC: WORKMAN'S COMPENSATION ASN:

02/01/21				BUDGET BALANCE	1,266.00			223.50
02/25/21		02/04/2021	01*272732	ACCIDENT FUND INSURANCE	0.00	223.50	0.00	447.00
TOTALS					1,266.00	447.00	0.00	447.00

ACCOUNT # 24-4926-187-00 DESC: MEDICARE TAX ASN:

02/01/21				BUDGET BALANCE	1,744.00			1,021.81
02/05/21		TLJ		JE-193292 JOE: TDA PAYROLL 2/5/2021	0.00	62.04	0.00	1,083.85
02/19/21				JE-193323 JOE: TDA PAYROLL 2/19/21	0.00	62.04	0.00	1,145.89
TOTALS					1,744.00	1,249.17	103.28	1,145.89

ACCOUNT # 24-4926-190-00 DESC: PROFESSIONAL SER-COUNTY ASN:

02/01/21				BUDGET BALANCE	16,250.00			9,479.19
02/26/21				JE-193319 JOE: ADM AND CONTRACTED S	0.00	1,354.17	0.00	10,833.36
TOTALS					16,250.00	10,833.36	0.00	10,833.36

ACCOUNT # 24-4926-191-00 DESC: PROFESSIONAL SER-AUDIT ASN:

02/01/21				BUDGET BALANCE	7,200.00			7,000.00
TOTALS					7,200.00	7,000.00	0.00	7,000.00

ACCOUNT # 24-4926-192-00 DESC: LEGAL SERVICES ASN:

TOTALS					3,000.00	825.00	0.00	825.00
--------	--	--	--	--	----------	--------	------	--------

=====									
ACCOUNT ACTIVITY ANALYSIS									
PAGE 3									
=====									
BC2001									
BEGINNING 02/01/21 ENDING 02/28/21									
TRANS	PO	INVOICE	CHECK	TRANSACTION/	BEGINNING				
DATE	NUMBER	NUMBER	NUMBER	VENDOR NAME	BAL./BUDGET	DEBITS	CREDITS	BALANCE	

ACCOUNT # 24-4926-192-00 DESC: LEGAL SERVICES ASN: =====> CONTINUED <=====									
ACCOUNT # 24-4926-260-00 DESC: OFFICE SUPPLIES ASN:									
02/02/21		012521	01*272278	BUSINESS CARD	0.00	12.80	0.00	1,169.30	
02/02/21		013121	01*272283	BUSINESS CARD	0.00	2.23	0.00	1,171.53	
02/10/21		13416703	01*272164	QUILL CORPORATION	0.00	111.32	0.00	1,282.85	
02/10/21		13416703	01*272164	QUILL CORPORATION	0.00	0.00	7.28	1,275.57	
02/10/21		012521	01*272278	BUSINESS CARD	0.00	0.00	0.84	1,274.73	

TOTALS					3,963.00	1,374.47	99.74	1,274.73	
=====									
ACCOUNT # 24-4926-260-01 DESC: PROMO ITEMS ASN:									
02/01/21	BUDGET BALANCE				0.00			0.00	

TOTALS					0.00	0.00	0.00	0.00	
=====									
ACCOUNT # 24-4926-299-00 DESC: MISCELLANEOUS ASN:									
02/02/21		020121	01*272284	BUSINESS CARD	0.00	299.00	0.00	3,329.86	
02/02/21		020121	01*272284	BUSINESS CARD	0.00	23.39	0.00	3,353.25	
02/10/21		012721	01*272259	HELPING HANDS SERVICE CO.	0.00	220.00	0.00	3,573.25	
02/10/21		3622	01*272260	ALLEN STREET STORAGE	0.00	80.00	0.00	3,653.25	
02/10/21		3604	01*272260	ALLEN STREET STORAGE	0.00	80.00	0.00	3,733.25	
02/10/21		087458	01*272238	CHEROKEE BOTTLED WATER	0.00	35.76	0.00	3,769.01	
02/10/21		087458	01*272238	CHEROKEE BOTTLED WATER	0.00	0.00	2.26	3,766.75	

TOTALS					6,810.00	3,790.01	23.26	3,766.75	
=====									
ACCOUNT # 24-4926-311-00 DESC: TRAVEL ASN:									
02/01/21	BUDGET BALANCE				6,299.00			4,675.13	
02/02/21		020121	01*272284	BUSINESS CARD	0.00	349.00	0.00	5,024.13	

TOTALS					6,299.00	5,027.56	3.43	5,024.13	
=====									
ACCOUNT # 24-4926-321-00 DESC: TELEPHONE ASN:									
02/01/21	BUDGET BALANCE				4,430.00			4,357.84	

ACCOUNT ACTIVITY ANALYSIS

BC2001

BEGINNING 02/01/21 ENDING 02/28/21

TRANS DATE	PO NUMBER	INVOICE NUMBER	CHECK NUMBER	TRANSACTION/ VENDOR NAME	BEGINNING BAL/BUDGET	DEBITS	CREDITS	BALANCE
ACCOUNT # 24-4926-321-00 DESC: TELEPHONE ASN: =====> CONTINUED <=====								
02/01/21		9871856571	01*272171	VERIZON WIRELESS	0.00	184.19	0.00	4,542.03
02/02/21		65052	01*272321	BALSAMWEST	0.00	385.93	0.00	4,927.96
02/04/21		65053	01*272321	BALSAMWEST	0.00	365.62	0.00	5,293.58
02/22/21		213685		CASHIERS CHAMB OF COMM	0.00	0.00	182.81	5,110.77
-								
TOTALS					4,430.00	7,509.14	2,398.37	5,110.77

ACCOUNT # 24-4926-321-02 DESC: TELEPHONE-DIRECTOR ASN:

02/01/21	BUDGET BALANCE				2,316.00			0.00
-								
TOTALS					2,316.00	0.00	0.00	0.00

ACCOUNT # 24-4926-325-00 DESC: POSTAGE ASN:

02/02/21		012521	01*272278	BUSINESS CARD	0.00	24.75	0.00	11,889.58
02/08/21		021021	01*272236	RESERVE ACCOUNT	0.00	2,500.00	0.00	14,389.58
02/09/21		02/03/2021	01*272264	PURCHASE POWER	0.00	108.99	0.00	14,498.57
02/10/21		012521	01*272278	BUSINESS CARD	0.00	0.00	1.02	14,497.55
02/11/21		3312973811	01*272529	PITNEY BOWES INC.	0.00	339.55	0.00	14,837.10
02/25/21		3312973811	01*272529	PITNEY BOWES INC.	0.00	0.00	22.21	14,814.89
-								
TOTALS					21,003.00	15,020.18	205.29	14,814.89

ACCOUNT # 24-4926-331-00 DESC: UTILITIES ASN:

02/01/21	BUDGET BALANCE				2,000.00			1,261.30
02/03/21		02/10/2021	01*272214	TUCKASEIGEE WATER & SEWER	0.00	43.82	0.00	1,305.12
02/24/21		02/25/2021	01*272525	DUKE ENERGY	0.00	197.04	0.00	1,502.16
-								
TOTALS					2,000.00	1,727.27	225.11	1,502.16

ACCOUNT # 24-4926-341-00 DESC: PRINTING ASN:

02/01/21	BUDGET BALANCE				79,741.00			19,847.74
02/02/21		012521	01*272278	BUSINESS CARD	0.00	93.09	0.00	19,940.83
02/03/21		SH	JE-193272	JOE: DEPT COPIES JAN. 202	0.00	0.08	0.00	19,940.91
02/10/21		012521	01*272278	BUSINESS CARD	0.00	0.00	6.09	19,934.82

ACCOUNT ACTIVITY ANALYSIS

BC2001

BEGINNING 02/01/21 ENDING 02/28/21

TRANS DATE	PO NUMBER	INVOICE NUMBER	CHECK NUMBER	TRANSACTION/ VENDOR NAME	BEGINNING BAL/BUDGET	DEBITS	CREDITS	BALANCE
------------	-----------	----------------	--------------	-----------------------------	-------------------------	--------	---------	---------

ACCOUNT # 24-4926-341-00 DESC: PRINTING ASN: =====> CONTINUED <=====

TOTALS					79,741.00	19,988.51	53.69	19,934.82
--------	--	--	--	--	-----------	-----------	-------	-----------

ACCOUNT # 24-4926-351-00 DESC: REPAIRS & MAINT-BUILDING ASN:

02/01/21				BUDGET BALANCE	500.00			0.00
----------	--	--	--	----------------	--------	--	--	------

TOTALS					500.00	0.00	0.00	0.00
--------	--	--	--	--	--------	------	------	------

ACCOUNT # 24-4926-370-00 DESC: AD FIRM MEDIA ASN:

02/10/21		46570-4658 01*272355		RAWLE MURDY ASSOCIATES, I	0.00	17,473.88	0.00	131,375.63
----------	--	----------------------	--	---------------------------	------	-----------	------	------------

TOTALS					225,035.00	132,575.63	1,200.00	131,375.63
--------	--	--	--	--	------------	------------	----------	------------

ACCOUNT # 24-4926-370-01 DESC: WEBSITE SERVICE ASN:

02/01/21				BUDGET BALANCE	28,588.00			11,200.00
----------	--	--	--	----------------	-----------	--	--	-----------

02/10/21		46570-4658 01*272355		RAWLE MURDY ASSOCIATES, I	0.00	1,600.00	0.00	12,800.00
----------	--	----------------------	--	---------------------------	------	----------	------	-----------

TOTALS					28,588.00	12,800.00	0.00	12,800.00
--------	--	--	--	--	-----------	-----------	------	-----------

ACCOUNT # 24-4926-370-02 DESC: CREATIVE & PRODUCTION SERVICES ASN:

02/01/21				BUDGET BALANCE	32,915.00			32,668.00
----------	--	--	--	----------------	-----------	--	--	-----------

02/10/21		46570-4658 01*272355		RAWLE MURDY ASSOCIATES, I	0.00	13,302.00	0.00	45,970.00
----------	--	----------------------	--	---------------------------	------	-----------	------	-----------

TOTALS					32,915.00	45,970.00	0.00	45,970.00
--------	--	--	--	--	-----------	-----------	------	-----------

ACCOUNT # 24-4926-370-03 DESC: DIGITAL CAMPAIGN REPORTING ASN:

02/01/21				BUDGET BALANCE	9,600.00			4,600.00
----------	--	--	--	----------------	----------	--	--	----------

02/10/21		46570-4658 01*272355		RAWLE MURDY ASSOCIATES, I	0.00	1,000.00	0.00	5,600.00
----------	--	----------------------	--	---------------------------	------	----------	------	----------

TOTALS					9,600.00	5,600.00	0.00	5,600.00
--------	--	--	--	--	----------	----------	------	----------

ACCOUNT # 24-4926-370-04 DESC: E-MAIL CAMPAIGNS ASN:

02/01/21				BUDGET BALANCE	5,700.00			3,325.00
----------	--	--	--	----------------	----------	--	--	----------

ACCOUNT ACTIVITY ANALYSIS

BC2001 BEGINNING 02/01/21 ENDING 02/28/21

TRANS DATE	PO NUMBER	INVOICE NUMBER	CHECK NUMBER	TRANSACTION/ VENDOR NAME	BEGINNING BAL/BUDGET	DEBITS	CREDITS	BALANCE
ACCOUNT # 24-4926-370-04 DESC: E-MAIL CAMPAIGNS ASN: =====> CONTINUED <=====								
02/10/21		46570-4658	01*272355	RAWLE MURDY ASSOCIATES, I	0.00	475.00	0.00	3,800.00
TOTALS					5,700.00	3,800.00	0.00	3,800.00

ACCOUNT # 24-4926-370-05 DESC: SEM MANAGEMENT ASN:								
02/01/21				BUDGET BALANCE	14,400.00			6,900.00
02/10/21		46570-4658	01*272355	RAWLE MURDY ASSOCIATES, I	0.00	1,500.00	0.00	8,400.00
TOTALS					14,400.00	8,400.00	0.00	8,400.00

ACCOUNT # 24-4926-370-07 DESC: SOCIAL MEDIA ASN:								
02/01/21				BUDGET BALANCE	8,400.00			4,900.00
02/10/21		46570-4658	01*272355	RAWLE MURDY ASSOCIATES, I	0.00	700.00	0.00	5,600.00
TOTALS					8,400.00	5,600.00	0.00	5,600.00

ACCOUNT # 24-4926-393-00 DESC: VISITOR CENTER OPERATIONS ASN:								
02/01/21				BUDGET BALANCE	167,872.00			100,533.00
02/05/21	145472		01*272162	CASHIERS CHAMBER OF COMME	0.00	5,500.00	0.00	106,033.00
02/05/21	145472		01*272162	CASHIERS CHAMBER OF COMME	0.00	721.00	0.00	106,754.00
02/05/21	145447		01*272136	JACKSON CO. CHAMBER OF CO	0.00	6,000.00	0.00	112,754.00
02/05/21	145447		01*272136	JACKSON CO. CHAMBER OF CO	0.00	803.33	0.00	113,557.33
02/05/21	145447		01*272136	JACKSON CO. CHAMBER OF CO	0.00	160.00	0.00	113,717.33
02/05/21	145447		01*272136	JACKSON CO. CHAMBER OF CO	0.00	188.67	0.00	113,906.00
TOTALS					167,872.00	113,906.00	0.00	113,906.00

ACCOUNT # 24-4926-393-01 DESC: PUBLIC RELATIONS ASN:								
02/01/21				BUDGET BALANCE	64,600.00			25,452.98
02/10/21	10-0221		01*272330	PINEAPPLE PUBLIC RELATION	0.00	6,500.00	0.00	31,952.98
TOTALS					64,600.00	34,840.48	2,887.50	31,952.98

ACCOUNT # 24-4926-393-02 DESC: CONTRACTED SERVICES ASN:								
02/01/21				BUDGET BALANCE	22,000.00			12,833.31

ACCOUNT ACTIVITY ANALYSIS

BC2001

BEGINNING 02/01/21 ENDING 02/28/21

TRANS DATE	PO NUMBER	INVOICE NUMBER	CHECK NUMBER	TRANSACTION/ VENDOR NAME	BEGINNING BAL/BUDGET	DEBITS	CREDITS	BALANCE
------------	-----------	----------------	--------------	-----------------------------	-------------------------	--------	---------	---------

ACCOUNT # 24-4926-393-02 DESC: CONTRACTED SERVICES ASN: =====> CONTINUED <=====

02/26/21			JE-193319	JOE: ADM AND CONTRACTED S	0.00	1,833.33	0.00	14,666.64
TOTALS					22,000.00	14,666.64	0.00	14,666.64

ACCOUNT # 24-4926-393-03 DESC: CONTRACTED SERVICES-RECORDING ASN:

02/01/21				BUDGET BALANCE	1,400.00			212.50
TOTALS					1,400.00	212.50	0.00	212.50

ACCOUNT # 24-4926-393-05 DESC: CONTRACTED-WEBSITE ASN:

TOTALS					7,500.00	1,172.50	0.00	1,172.50
--------	--	--	--	--	----------	----------	------	----------

ACCOUNT # 24-4926-393-06 DESC: CONTRACTED-AD FIRM RETAINER ASN:

02/10/21		46570-4658	01*272355	RAWLE MURDY ASSOCIATES, I	0.00	4,875.00	0.00	25,050.00
TOTALS					44,550.00	25,050.00	0.00	25,050.00

ACCOUNT # 24-4926-393-08 DESC: CONTRACTED-AD FIRM MISC ASN:

02/01/21				BUDGET BALANCE	12,000.00			7,029.07
02/10/21		46570-4658	01*272355	RAWLE MURDY ASSOCIATES, I	0.00	1,129.87	0.00	8,158.94
TOTALS					12,000.00	8,158.94	0.00	8,158.94

ACCOUNT # 24-4926-393-11 DESC: SOFTWARE, INTERNET, MISC SERVICES ASN:

02/01/21				BUDGET BALANCE	25,328.00			21,058.11
02/02/21		012521	01*272278	BUSINESS CARD	0.00	0.00	340.21	20,717.90
02/02/21		012521	01*272278	BUSINESS CARD	0.00	332.80	0.00	21,050.70
02/02/21		012521	01*272278	BUSINESS CARD	0.00	340.21	0.00	21,390.91
02/02/21		020121	01*272284	BUSINESS CARD	0.00	539.85	0.00	21,930.76
02/10/21		012521	01*272278	BUSINESS CARD	0.00	0.00	12.09	21,918.67
02/10/21		020121	01*272284	BUSINESS CARD	0.00	0.00	10.57	21,908.10

ACCOUNT ACTIVITY ANALYSIS

BC2001 BEGINNING 02/01/21 ENDING 02/28/21

TRANS DATE	PO NUMBER	INVOICE NUMBER	CHECK NUMBER	TRANSACTION/ VENDOR NAME	BEGINNING BAL./BUDGET	DEBITS	CREDITS	BALANCE
ACCOUNT # 24-4926-393-11 DESC: SOFTWARE, INTERNET, MISC SERVICES ASN: =====> CONTINUED <=====								
02/25/21		18703	01*272697	SKYFI, INC.	0.00	59.99	0.00	21,968.09
TOTALS					25,328.00	22,421.66	453.57	21,968.09

ACCOUNT # 24-4926-393-14 DESC: CONTRACTED SERVICES-HR OUTSOURCING ASN:								
02/01/21				BUDGET BALANCE	4,320.00			4,391.65
02/05/21	TLJ		JE-193293	JOE: INVOICE #:55463	0.00	163.87	0.00	4,555.52
02/10/21		1285	01*272397	CRAFT HR SOLUTIONS, LLC	0.00	360.00	0.00	4,915.52
02/10/21		1284	01*272397	CRAFT HR SOLUTIONS, LLC	0.00	360.00	0.00	5,275.52
TOTALS					4,320.00	5,275.52	0.00	5,275.52

ACCOUNT # 24-4926-412-00 DESC: BUILDING RENT ASN:								
02/01/21				BUDGET BALANCE	6,000.00			3,500.00
02/26/21			JE-193318	JOE: BUILDING RENT FEBRUA	0.00	500.00	0.00	4,000.00
TOTALS					6,000.00	4,000.00	0.00	4,000.00

ACCOUNT # 24-4926-454-00 DESC: INSURANCE ASN:								
02/01/21				BUDGET BALANCE	2,447.00			200.00
02/25/21		02/14/2021	01*272702	UNITED STATES LIABILITY I	0.00	1,975.00	0.00	2,175.00
TOTALS					2,447.00	2,175.00	0.00	2,175.00

ACCOUNT # 24-4926-491-00 DESC: DUES AND SUBSCRIPTIONS ASN:								
02/01/21				BUDGET BALANCE	2,850.00			2,357.94
02/02/21		012521	01*272278	BUSINESS CARD	0.00	403.10	0.00	2,761.04
TOTALS					2,850.00	2,782.67	21.63	2,761.04

ACCOUNT # 24-4926-550-00 DESC: CAPITAL OUTLAY ASN:								
02/01/21				BUDGET BALANCE	5,448.00			5,302.77

BC2001 BEGINNING 02/01/21 ENDING 02/28/21

TRANS DATE	PO NUMBER	INVOICE NUMBER	CHECK NUMBER	TRANSACTION/ VENDOR NAME	BEGINNING BAL./BUDGET	DEBITS	CREDITS	BALANCE
---------------	--------------	-------------------	-----------------	-----------------------------	--------------------------	--------	---------	---------

ACCOUNT # 24-4926-550-00 DESC: CAPITAL OUTLAY ASN: =====> CONTINUED <=====

				TOTALS	5,448.00	5,673.97	371.20	5,302.77
--	--	--	--	--------	----------	----------	--------	----------

ACCOUNT # 24-4926-550-01 DESC: CAPITAL PROJECTS ASN:

				TOTALS	20,000.00	0.00	0.00	0.00
--	--	--	--	--------	-----------	------	------	------

ACCOUNT # 24-4926-630-00 DESC: NC TOURISM RECOVERY GRANT ASN:

				TOTALS	25,750.00	9,673.09	300.72	9,372.37
--	--	--	--	--------	-----------	----------	--------	----------

ACCOUNT # 24-4926-699-00 DESC: GRANTS ASN:

				TOTALS	17,000.00	10,000.00	0.00	10,000.00
--	--	--	--	--------	-----------	-----------	------	-----------

ACCOUNT # 24-4926-699-02 DESC: MISCELLANEOUS DONATIONS ASN:

				TOTALS	1,650.00	2,850.00	75.00	2,775.00
--	--	--	--	--------	----------	----------	-------	----------

ACCOUNT # 24-4926-990-00 DESC: CONTINGENCY ASN:

				TOTALS	5,000.00	0.00	0.00	0.00
--	--	--	--	--------	----------	------	------	------