

JACKSON COUNTY TOURISM
DEVELOPMENT
AUTHORITY



FINANCIAL REPORT
October 31, 2020

JACKSON COUNTY TOURISM DEVELOPMENT AUTHORITY

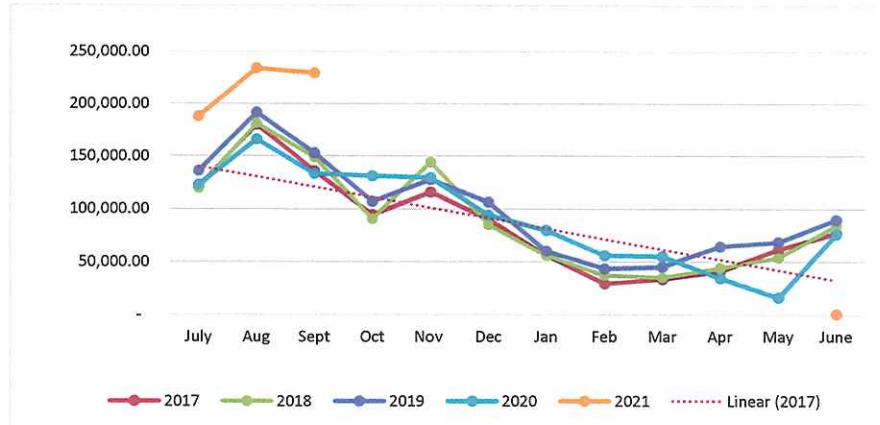
October 31, 2020

- * October Room Occupancy Tax collections totaled \$190,936.10 with \$329.51 collected for penalties. The YTD collection total is \$653,173.49 - 75.59% of budget. The Airbnb total was \$41,291.67. The Home Away VRBO total was \$38,670.99.
- * 109 accounts reported for September rentals (decrease of 66 accounts from last year). The collections were up 71.94% (\$95,800.47) from the same period in 2019.

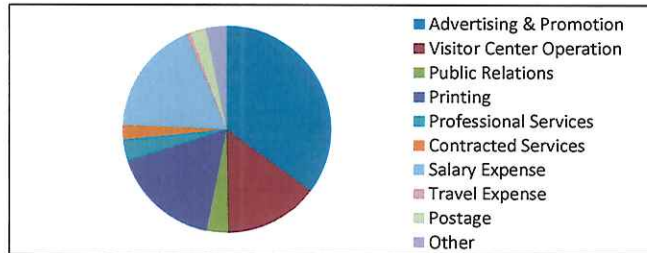
- * The cash balance at October 31, 2020 is \$659,442.72 and investments total \$400,000.00.

- * The expenses for October were \$91,698.88. The FYTD expenses totaled \$307,882.16 with encumbrances of \$20,935.74 for a combined total of \$328,820.90 - 37.70% of budget.

Fiscal YTD Collections



TDA Expenses as of October 31, 2020

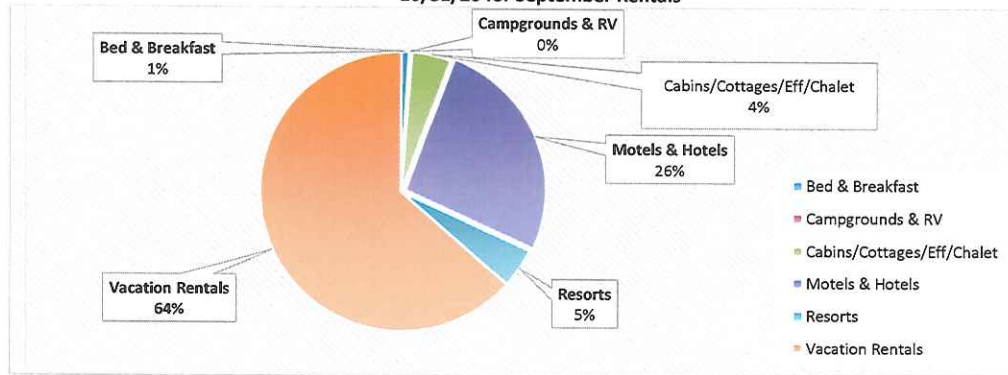


Advertising & Promotion	\$	32,208.27
Visitor Center Operation	\$	13,373.00
Public Relations	\$	3,100.00
Printing	\$	15,549.36
Professional Services	\$	3,104.17
Contracted Services	\$	2,039.28
Salary Expense	\$	16,463.64
Travel Expense	\$	597.00
Postage	\$	2,249.76
Other	\$	3,014.40
	\$	<u>91,698.88</u>

	2017	2018	2019	2020	2021
July	119,861.04	119,152.80	135,881.68	122,421.68	187,832.18
Aug	180,394.59	181,280.78	191,736.34	166,057.35	233,601.43
Sept	135,649.23	148,701.72	152,650.37	133,172.02	228,972.44
Oct	94,100.41	90,329.60	106,838.84	130,912.47	
Nov	115,576.40	144,240.73	127,342.88	129,268.34	
Dec	89,928.52	84,754.30	106,016.63	93,829.84	
Jan	56,081.35	56,029.08	60,207.39	79,652.13	
Feb	29,357.66	37,210.91	43,528.62	55,878.75	
Mar	33,603.67	35,029.92	45,185.00	55,161.52	
Apr	40,794.81	44,116.59	64,498.34	34,404.69	
May	61,363.25	53,695.68	68,385.86	15,854.63	
June	76,932.28	83,711.73	89,275.51	76,044.67	-
	<u>\$ 1,033,643.21</u>	<u>\$ 1,078,253.84</u>	<u>\$ 1,191,547.46</u>	<u>\$ 1,092,658.09</u>	<u>\$ 650,406.05</u>

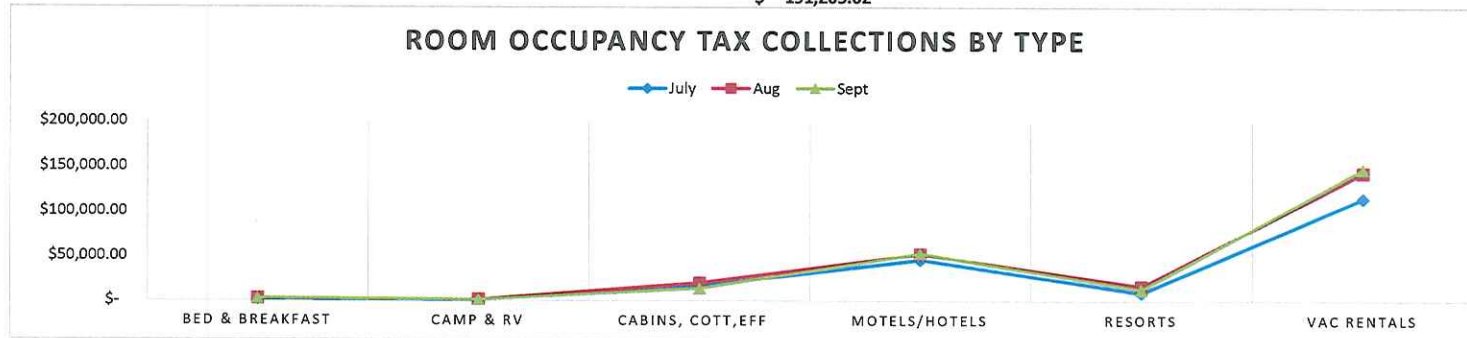


**Room Occupancy Tax Collections
10/31/20 for September Rentals**



Bed & Breakfast	\$	1,670.52
Campgrounds & RV	\$	662.49
Cabins/Cottages/Eff/Chalet	\$	8,581.33
Motels & Hotels	\$	49,979.73
Resorts	\$	8,823.81
Vacation Rentals	\$	121,547.74
	\$	<u>191,265.62</u>

ROOM OCCUPANCY TAX COLLECTIONS BY TYPE



COLLECTIONS BY TYPE

	Bed & Breakfast	Camp & Rv	Cabins, Cott, Eff	Motels/Hotels	Resorts	Vac Rentals	Totals
July	\$ 1,452.19	\$ 624.61	\$ 16,567.08	\$ 45,998.26	\$ 8,493.60	\$ 114,696.44	\$ 187,832.18
Aug	\$ 1,998.24	\$ 822.85	\$ 19,823.27	\$ 52,137.59	\$ 15,885.83	\$ 142,933.65	\$ 233,601.43
Sept	\$ 2,108.16	\$ 829.81	\$ 13,630.34	\$ 52,875.89	\$ 12,396.57	\$ 147,131.67	\$ 228,972.44
Oct	\$ 1,670.52	\$ 662.49	\$ 8,581.33	\$ 49,979.73	\$ 8,823.81	\$ 121,547.74	\$ 191,265.62
Nov							\$ -
Dec							\$ -
Jan							\$ -
Feb							\$ -
March							\$ -
April							\$ -
May							\$ -
June							\$ -
	\$ 7,229.11	\$ 2,939.76	\$ 58,602.02	\$ 200,991.47	\$ 45,599.81	\$ 526,309.50	\$ 841,671.67

% By Type	0.86%	0.35%	6.96%	23.88%	5.42%	62.53%	100.00%
------------------	--------------	--------------	--------------	---------------	--------------	---------------	----------------



**JACKSON COUNTY TOURISM DEVELOPMENT AUTHORITY
TOTAL ROOM OCCUPANCY TAX COLLECTIONS BY MONTH**

Month	Tax Collected	# Units Reporting	% of Inc/Dec
July-2019	\$ 122,421.68	206	10%
July-2020	\$ 187,832.18	113	53.43%
	\$ 65,410.50	-93	
August-2019	\$ 166,057.35	216	9%
August-2020	\$ 233,507.83	118	40.62%
	\$ 67,450.48	-98	
September-2019	\$ 133,172.02	196	3%
September-2020	\$ 228,972.44	116	71.94%
	\$ 95,800.42	-80	
October-2019	\$ 130,912.47	175	4%
October-2020	\$ 191,265.61	109	46.10%
	\$ 60,353.14	-66	
November-2019	\$ 129,268.34	167	1%
November-2020			-100.00%
	\$ (129,268.34)	-167	
December-2019	\$ 93,829.84	133	-10%
December-2020		0	-100.00%
	\$ (93,829.84)	-133	
January-2020	\$ 79,652.13	120	18%
January-2021			-100.00%
	\$ (79,652.13)	-120	
February-2020	\$ 55,878.75	96	15%
February-2021	\$ -		-100.00%
	\$ (55,878.75)	-96	
March-2020	\$ 55,161.52	93	4%
March-2021			-100.00%
	\$ (55,161.52)	-93	
April-2020	\$ 34,404.69	59	95%
April-2021			-100.00%
	\$ (34,404.69)	-59	
May-2020	\$ 15,854.63	36	35%
May-2021	\$ -		-100.00%
	\$ (15,854.63)	-36	
June-2020	\$ 76,044.67	74	15%
June-2021			-100.00%
	\$ (76,044.67)	-74	
FYTD 2020	\$ 1,092,658.09		
FYTD 2021	\$ 841,578.06		

COUNTY OF JACKSON
 Trial Balance - Balance Sheet Accounts
 Report dates 10/01/2020 - thru - 10/31/2020

Account Number	Account Description	Beginning Balance Dr (Cr)	Debits	Credits	Ending Balance Dr (Cr)
24-1110-000-00	CASH ON HAND	542,832.03	283,522.22	166,911.53	659,442.72
24-1130-000-00	CASH IN TIME DEPOSIT	400,000.00	0.00	0.00	400,000.00
24-1231-000-00	ACCOUNTS RECEIVABLE	0.00	0.00	0.00	0.00
24-1232-892-00	ACCTS RECEIVABLE SALES TAX	2,251.06	36.03	0.00	2,287.09
24-1232-893-00	ACCTS RECEIVABLE SALES TAX	10.29	0.00	0.00	10.29
24-1310-000-11	DUE FROM GENERAL FUND	0.00	0.00	0.00	0.00
Total Asset		945,093.38	283,558.25	166,911.53	1,061,740.10
24-2100-000-00	ACCOUNTS PAYABLE	0.00	73,811.27	73,811.27	0.00
24-2200-000-00	ACCRUED SALARIES PAYABLE	2,388.55	0.00	0.00	2,388.55
24-2200-175-00	FEDERAL TAX PAYABLE	0.00	1,468.62	1,468.62	0.00
24-2200-176-00	STATE TAX PAYABLE	0.00	513.00	513.00	0.00
24-2200-181-00	FICA TAX PAYABLE	0.00	795.74	795.74	0.00
24-2200-182-00	RETIREMENT PAYABLE	25.00	0.00	2,072.76	(2,047.76)
24-2200-187-00	MEDICARE TAX PAYABLE	0.00	186.10	186.10	0.00
24-2300-000-11	DUE TO GENERAL	0.00	76,329.38	76,329.38	0.00
24-2900-000-00	FUND BALANCE	(618,994.37)	0.00	0.00	(618,994.37)
24-2900-000-01	RES BY STATE STATUTE	(81,173.71)	0.00	0.00	(81,173.71)
24-2912-000-00	RESERVE FOR ENCUMBRANCES	23,088.64	73,554.30	75,707.20	20,935.74
24-2912-000-01	RESERVE FOR ENCUMBRANCES-PRIOR YEAR	(23,088.64)	75,707.20	73,554.30	(20,935.74)
24-3000-000-00	REVENUE CONTROL	(463,525.13)	622.18	206,895.02	(669,797.97)
24-4000-000-00	EXPENDITURE CONTROL	216,186.28	92,107.97	409.09	307,885.16
Total Liability		(945,093.38)	395,095.76	511,742.48	(1,061,740.10)
Total TOURISM DEVELOPMENT AUTH		0.00	678,654.01	678,654.01	0.00

COUNTY OF JACKSON
Income Statement
Report dates 07/01/2020 - thru - 10/31/2020

Account Number	Description	Adjusted Budget 07/01/2020 10/31/2020	Debits and Credits 10/01/2020 10/31/2020	Debits and Credits 07/01/2020 10/31/2020	Encumbrances 07/01/2020 10/31/2020	Balance 07/01/2020 10/31/2020	% Used
24-3230-130-00	JACKSON COUNTY TDA	864,120.00	190,936.10	653,173.49	0.00	210,946.51	75.59
	TAX REVENUE	864,120.00	190,936.10	653,173.49	0.00	210,946.51	75.59
24-3270-170-01	JACKSON TDA - PENALTY	5,000.00	329.51	572.39	0.00	4,427.61	11.45
24-3270-190-00	MARKETING AND ADVERTISIN	0.00	0.00	1,006.00	0.00	-1,006.00	0.00
	PENALTY & INTEREST	5,000.00	329.51	1,578.39	0.00	3,421.61	31.57
24-3496-260-00	NC DEPT OF COMMERCE-EDPN	0.00	15,000.00	15,000.00	0.00	-15,000.00	0.00
24-3496-260-01	NC DEPT OF COMMERCE DES	0.00	0.00	0.00	0.00	0.00	0.00
	ECONOMIC DEVELOPMENT	0.00	15,000.00	15,000.00	0.00	-15,000.00	0.00
24-3831-491-00	INVESTMENT EARNINGS	3,000.00	7.23	46.09	0.00	2,953.91	1.54
	REVENUES	3,000.00	7.23	46.09	0.00	2,953.91	1.54
DEPARTMENT TOTAL Revenue		872,120.00	206,272.84	669,797.97	0.00	202,322.03	76.80
24-4926-121-00	SALARIES & WAGES	112,771.00	12,834.48	37,300.99	0.00	75,470.01	33.08
24-4926-170-00	BOARD MEMBER EXPENSE	249.00	0.00	125.34	0.00	123.66	50.34
24-4926-181-00	SOCIAL SECURITY CONTRIBU	6,992.00	795.74	2,312.66	0.00	4,679.34	33.08
24-4926-182-00	RETIREMENT EXPENSE	11,446.00	1,302.69	3,820.19	0.00	7,625.81	33.38
24-4926-183-00	HOSPITALIZATION INSURANC	18,540.00	1,344.63	6,109.15	0.00	12,430.85	32.95
24-4926-185-00	UNEMPLOYMENT INSURANCE	504.00	0.00	73.72	0.00	430.28	14.63
24-4926-186-00	WORKMAN'S COMPENSATION	1,266.00	0.00	223.50	0.00	1,042.50	17.65
24-4926-187-00	MEDICARE TAX	1,635.00	186.10	540.87	0.00	1,094.13	33.08
24-4926-190-00	PROFESSIONAL SER-COUNTY	16,250.00	1,354.17	5,416.68	0.00	10,833.32	33.33
24-4926-191-00	PROFESSIONAL SER-AUDIT	7,200.00	1,750.00	7,000.00	0.00	200.00	97.22
24-4926-192-00	LEGAL SERVICES	3,000.00	0.00	825.00	0.00	2,175.00	27.50
24-4926-260-00	OFFICE SUPPLIES	3,963.00	101.94	797.82	0.00	3,165.18	20.13
24-4926-299-00	MISCELLANEOUS	6,810.00	195.40	1,423.56	0.00	5,386.44	20.90
24-4926-311-00	TRAVEL	6,299.00	597.00	1,482.03	890.00	3,926.97	37.66
24-4926-321-00	TELEPHONE	4,430.00	743.89	2,469.46	0.00	1,960.54	55.74
24-4926-321-02	TELEPHONE-DIRECTOR	2,316.00	0.00	0.00	0.00	2,316.00	0.00
24-4926-325-00	POSTAGE	21,003.00	2,249.76	8,494.17	0.00	12,508.83	40.44
24-4926-331-00	UTILITIES	2,000.00	148.90	652.85	0.00	1,347.15	32.64
24-4926-341-00	PRINTING	66,741.00	15,549.36	17,946.25	1,345.00	47,449.75	28.90
24-4926-351-00	REPAIRS & MAINT-BUILDING	500.00	0.00	0.00	0.00	500.00	0.00
24-4926-370-00	AD FIRM MEDIA	173,600.00	20,377.66	54,991.43	1,200.00	117,408.57	32.37

COUNTY OF JACKSON
Income Statement
Report dates 07/01/2020 - thru - 10/31/2020

Account Number	Description	Adjusted Budget	Debits and Credits	Debits and Credits	Encumbrances	Balance	%
		07/01/2020 10/31/2020	10/01/2020 10/31/2020	07/01/2020 10/31/2020	07/01/2020 10/31/2020	07/01/2020 10/31/2020	Used
24-4926-370-01	WEBSITE SERVICE	19,200.00	1,600.00	6,400.00	0.00	12,800.00	33.33
24-4926-370-02	CREATIVE & PRODUCTION SE	15,000.00	3,450.00	6,121.25	0.00	8,878.75	40.81
24-4926-370-03	DIGITAL CAMPAIGN REPORTI	7,200.00	600.00	2,400.00	0.00	4,800.00	33.33
24-4926-370-04	E-MAIL CAMPAIGNS	5,700.00	475.00	1,900.00	0.00	3,800.00	33.33
24-4926-370-05	SEM MANAGEMENT	10,800.00	900.00	3,600.00	0.00	7,200.00	33.33
24-4926-370-07	SOCIAL MEDIA	8,400.00	700.00	2,800.00	0.00	5,600.00	33.33
24-4926-393-00	VISITOR CENTER OPERATION	167,872.00	13,373.00	60,414.00	0.00	107,458.00	35.99
24-4926-393-01	PUBLIC RELATIONS	37,200.00	3,100.00	12,400.00	0.00	24,800.00	33.33
24-4926-393-02	CONTRACTED SERVICES	22,000.00	1,833.33	7,333.32	0.00	14,666.68	33.33
24-4926-393-03	CONTRACTED SERVICES-RECO	1,400.00	50.00	100.00	0.00	1,300.00	7.14
24-4926-393-05	CONTRACTED-WEBSITE	7,500.00	0.00	1,172.50	0.00	6,327.50	15.63
24-4926-393-06	CONTRACTED-AD FIRM RETAI	30,600.00	2,550.00	10,200.00	0.00	20,400.00	33.33
24-4926-393-07	CONTRACTED SERVICES-STR	8,280.00	0.00	8,280.00	0.00	0.00	0.00
24-4926-393-08	CONTRACTED-AD FIRM MISC	12,000.00	931.07	3,724.28	0.00	8,275.72	31.04
24-4926-393-11	SOFTWARE, INTERNET, MISC S	24,488.00	624.54	17,911.92	0.00	6,576.08	73.15
24-4926-393-14	CONTRACTED SERVICES-HR O	4,320.00	155.95	2,063.80	0.00	2,256.20	47.77
24-4926-412-00	BUILDING RENT	6,000.00	500.00	2,000.00	0.00	4,000.00	33.33
24-4926-454-00	INSURANCE	2,447.00	0.00	0.00	0.00	2,447.00	0.00
24-4926-491-00	DUES AND SUBSCRIPTIONS	2,850.00	77.69	1,816.84	0.00	1,033.16	63.75
24-4926-550-00	CAPITAL OUTLAY	4,698.00	0.00	3,695.00	0.00	1,003.00	78.65
24-4926-630-00	NC TOURISM RECOVERY GRAN	0.00	771.58	771.58	17,500.74	-18,272.32	0.00
24-4926-699-02	MISCELLANEOUS DONATIONS	1,650.00	475.00	775.00	0.00	875.00	46.97
24-4926-990-00	CONTINGENCY	5,000.00	0.00	0.00	0.00	5,000.00	0.00
TOURISM DEVELOPMENT AUTHORITY		872,120.00	91,698.88	307,885.16	20,935.74	543,299.10	37.70
DEPARTMENT TOTAL Expense		-872,120.00	-91,698.88	-307,885.16	20,935.74	-543,299.10	37.70
Fund 24 TOURISM DEVELOPMENT AUTH		0.00	114,573.96	361,912.81	20,935.74	-340,977.07	57.25

ACCOUNT ACTIVITY ANALYSIS

BC2001

BEGINNING 10/01/20 ENDING 10/31/20

TRANS DATE	PO NUMBER	INVOICE NUMBER	CHECK NUMBER	TRANSACTION/ VENDOR NAME	BEGINNING BAL/BUDGET	DEBITS	CREDITS	BALANCE
ACCOUNT # 24-4926-121-00 DESC: SALARIES & WAGES ASN:								
10/01/20				BUDGET BALANCE	112,771.00			24,466.51
10/01/20	TLJ		JE-192844	JOE: TDA PAYROLL 10/3/202	0.00	4,278.16	0.00	28,744.67
10/19/20	TLJ		JE-192892	JOE: TDA PAYROLL 10/16/20	0.00	4,278.16	0.00	33,022.83
10/30/20	TLJ		JE-192960	JOE: TDA PAYROLL 10/30/20	0.00	4,278.16	0.00	37,300.99
TOTALS					112,771.00	40,145.57	2,844.58	37,300.99
ACCOUNT # 24-4926-170-00 DESC: BOARD MEMBER EXPENSE ASN:								
10/01/20				BUDGET BALANCE	249.00			125.34
TOTALS					249.00	125.34	0.00	125.34
ACCOUNT # 24-4926-181-00 DESC: SOCIAL SECURITY CONTRIBUTION ASN:								
10/01/20	TLJ		JE-192845	JOE: TDA PAYROLL 10/3/202	0.00	265.24	0.00	1,782.16
10/19/20	TLJ		JE-192893	JOE: TDA PAYROLL 10/16/20	0.00	265.25	0.00	2,047.41
10/30/20	TLJ		JE-192961	JOE: TDA PAYROLL 10/30/20	0.00	265.25	0.00	2,312.66
TOTALS					6,992.00	2,489.03	176.37	2,312.66
ACCOUNT # 24-4926-182-00 DESC: RETIREMENT EXPENSE ASN:								
10/01/20				BUDGET BALANCE	11,446.00			2,517.50
10/01/20	TLJ		JE-192845	JOE: TDA PAYROLL 10/3/202	0.00	434.23	0.00	2,951.73
10/19/20	TLJ		JE-192893	JOE: TDA PAYROLL 10/16/20	0.00	434.23	0.00	3,385.96
10/30/20	TLJ		JE-192961	JOE: TDA PAYROLL 10/30/20	0.00	434.23	0.00	3,820.19
TOTALS					11,446.00	4,074.78	254.59	3,820.19
ACCOUNT # 24-4926-183-00 DESC: HOSPITALIZATION INSURANCE ASN:								
10/01/20				BUDGET BALANCE	18,540.00			4,764.52
10/26/20	202214	01*269751		COMPANION LIFE INSURANCE	0.00	306.56	0.00	5,071.08
10/26/20	10/12/2020	01*269555		BCBS OF NC	0.00	1,038.07	0.00	6,109.15
TOTALS					18,540.00	6,109.15	0.00	6,109.15

ACCOUNT ACTIVITY ANALYSIS

BC2001 BEGINNING 10/01/20 ENDING 10/31/20

TRANS DATE	PO NUMBER	INVOICE NUMBER	CHECK NUMBER	TRANSACTION/ VENDOR NAME	BEGINNING BAL/BUDGET	DEBITS	CREDITS	BALANCE
------------	-----------	----------------	--------------	-----------------------------	-------------------------	--------	---------	---------

ACCOUNT # 24-4926-183-00 DESC: HOSPITALIZATION INSURANCE ASN: =====> CONTINUED <=====

ACCOUNT # 24-4926-185-00 DESC: UNEMPLOYMENT INSURANCE ASN:

10/01/20				BUDGET BALANCE	504.00			73.72
-								
TOTALS					504.00	73.72	0.00	73.72

ACCOUNT # 24-4926-186-00 DESC: WORKMAN'S COMPENSATION ASN:

-								
TOTALS					1,266.00	223.50	0.00	223.50

ACCOUNT # 24-4926-187-00 DESC: MEDICARE TAX ASN:

10/01/20	TLJ	JE-192845		JOE: TDA PAYROLL 10/3/202	0.00	62.03	0.00	416.80
10/19/20	TLJ	JE-192893		JOE: TDA PAYROLL 10/16/20	0.00	62.03	0.00	478.83
10/30/20	TLJ	JE-192961		JOE: TDA PAYROLL 10/30/20	0.00	62.04	0.00	540.87
-								
TOTALS					1,635.00	582.11	41.24	540.87

ACCOUNT # 24-4926-190-00 DESC: PROFESSIONAL SER-COUNTY ASN:

10/01/20				BUDGET BALANCE	16,250.00			4,062.51
10/30/20	TLJ	JE-192945		JOE: TDA ADMIN 10/2020	0.00	1,354.17	0.00	5,416.68
-								
TOTALS					16,250.00	5,416.68	0.00	5,416.68

ACCOUNT # 24-4926-191-00 DESC: PROFESSIONAL SER-AUDIT ASN:

10/01/20				BUDGET BALANCE	7,200.00			5,250.00
10/09/20	39549	01*269502		MARTIN STARNES & ASSOCIAT	0.00	1,750.00	0.00	7,000.00
-								
TOTALS					7,200.00	7,000.00	0.00	7,000.00

ACCOUNT # 24-4926-192-00 DESC: LEGAL SERVICES ASN:

10/01/20				BUDGET BALANCE	3,000.00			825.00
----------	--	--	--	----------------	----------	--	--	--------

ACCOUNT ACTIVITY ANALYSIS

BC2001 BEGINNING 10/01/20 ENDING 10/31/20

TRANS DATE	PO NUMBER	INVOICE NUMBER	CHECK NUMBER	TRANSACTION/ VENDOR NAME	BEGINNING BAL/BUDGET	DEBITS	CREDITS	BALANCE
------------	-----------	----------------	--------------	-----------------------------	-------------------------	--------	---------	---------

ACCOUNT # 24-4926-192-00 DESC: LEGAL SERVICES ASN: =====> CONTINUED <=====

				TOTALS	3,000.00	825.00	0.00	825.00
--	--	--	--	--------	----------	--------	------	--------

ACCOUNT # 24-4926-260-00 DESC: OFFICE SUPPLIES ASN:

10/02/20		092520	01*269358	BUSINESS CARD	0.00	70.94	0.00	766.82
10/06/20		211572		NICK BREEDLOVE	0.00	0.00	2.99	763.83
10/19/20		11037579	01*269557	QUILL CORPORATION	0.00	36.37	0.00	800.20
10/26/20		11037579	01*269557	QUILL CORPORATION	0.00	0.00	2.38	797.82

				TOTALS	3,963.00	865.93	68.11	797.82
--	--	--	--	--------	----------	--------	-------	--------

ACCOUNT # 24-4926-299-00 DESC: MISCELLANEOUS ASN:

10/01/20				BUDGET BALANCE	6,810.00			1,228.16
10/02/20		092520	01*269358	BUSINESS CARD	0.00	92.90	0.00	1,321.06
10/15/20		055288	01*269606	CHEROKEE BOTTLED WATER	0.00	24.02	0.00	1,345.08
10/19/20		3527	01*269627	ALLEN STREET STORAGE	0.00	80.00	0.00	1,425.08
10/26/20		055288	01*269606	CHEROKEE BOTTLED WATER	0.00	0.00	1.52	1,423.56

				TOTALS	6,810.00	1,432.57	9.01	1,423.56
--	--	--	--	--------	----------	----------	------	----------

ACCOUNT # 24-4926-311-00 DESC: TRAVEL ASN:

10/01/20				BUDGET BALANCE	6,299.00			885.03
10/02/20		092520	01*269358	BUSINESS CARD	0.00	250.00	0.00	1,135.03
10/02/20		092620	01*269359	BUSINESS CARD	0.00	350.43	0.00	1,485.46
10/09/20		092620	01*269359	BUSINESS CARD	0.00	0.00	3.43	1,482.03

				TOTALS	6,299.00	1,485.46	3.43	1,482.03
--	--	--	--	--------	----------	----------	------	----------

ACCOUNT # 24-4926-321-00 DESC: TELEPHONE ASN:

10/01/20				BUDGET BALANCE	4,430.00			1,725.57
10/02/20		58732	01*269405	BALSAMWEST	0.00	385.50	0.00	2,111.07
10/07/20		58733	01*269405	BALSAMWEST	0.00	364.26	0.00	2,475.33
10/10/20		9863424897	01*269262	VERIZON WIRELESS	0.00	186.88	0.00	2,662.21
10/19/20		211756		JACKSON CO CHAMBER COMM	0.00	0.00	192.75	2,469.46

ACCOUNT ACTIVITY ANALYSIS

BC2001 BEGINNING 10/01/20 ENDING 10/31/20

TRANS DATE	PO NUMBER	INVOICE NUMBER	CHECK NUMBER	TRANSACTION/ VENDOR NAME	BEGINNING BAL/BUDGET	DEBITS	CREDITS	BALANCE
------------	-----------	----------------	--------------	-----------------------------	-------------------------	--------	---------	---------

ACCOUNT # 24-4926-321-00 DESC: TELEPHONE ASN: =====> CONTINUED <=====

TOTALS					4,430.00	3,763.69	1,294.23	2,469.46
--------	--	--	--	--	----------	----------	----------	----------

ACCOUNT # 24-4926-321-02 DESC: TELEPHONE-DIRECTOR ASN:

10/01/20				BUDGET BALANCE	2,316.00			0.00
----------	--	--	--	----------------	----------	--	--	------

TOTALS					2,316.00	0.00	0.00	0.00
--------	--	--	--	--	----------	------	------	------

ACCOUNT # 24-4926-325-00 DESC: POSTAGE ASN:

10/01/20	17VA27390	01*269183		UPS	0.00	54.09	0.00	6,298.50
10/02/20	092520	01*269358		BUSINESS CARD	0.00	50.00	0.00	6,348.50
10/02/20	092620	01*269359		BUSINESS CARD	0.00	20.00	0.00	6,368.50
10/16/20	101620	01*269605		RESERVE ACCOUNT	0.00	2,000.00	0.00	8,368.50
10/25/20	17VA27430	01*269624		UPS	0.00	5.80	0.00	8,374.30
10/25/20	17VA27410	01*269624		UPS	0.00	2.93	0.00	8,377.23
10/25/20	17VA27400	01*269624		UPS	0.00	116.94	0.00	8,494.17

TOTALS					21,003.00	8,644.72	150.55	8,494.17
--------	--	--	--	--	-----------	----------	--------	----------

ACCOUNT # 24-4926-331-00 DESC: UTILITIES ASN:

10/01/20				BUDGET BALANCE	2,000.00			503.95
10/05/20	09/10/2020	01*268653		TUCKASEIGEE WATER & SEWER	0.00	0.00	43.82	460.13
10/05/20	10/10/2020	01*269305		TUCKASEIGEE WATER & SEWER	0.00	87.64	0.00	547.77
10/23/20	10/25/2020	01*269544		DUKE ENERGY	0.00	105.08	0.00	652.85

TOTALS					2,000.00	834.14	181.29	652.85
--------	--	--	--	--	----------	--------	--------	--------

ACCOUNT # 24-4926-341-00 DESC: PRINTING ASN:

10/01/20				BUDGET BALANCE	66,741.00			2,396.89
10/02/20	SH	JE-192836		JOE: DEPT COPIES SEPT 202	0.00	0.24	0.00	2,397.13
10/09/20	21134	49836-1	01*269450	PANAPRINT INC.	0.00	14,599.12	0.00	16,996.25
10/09/20	21134	49836-1	01*269450	PANAPRINT INC.	0.00	950.00	0.00	17,946.25

TOTALS					66,741.00	17,951.85	5.60	17,946.25
--------	--	--	--	--	-----------	-----------	------	-----------

ACCOUNT ACTIVITY ANALYSIS

BC2001 BEGINNING 10/01/20 ENDING 10/31/20

TRANS DATE	PO NUMBER	INVOICE NUMBER	CHECK NUMBER	TRANSACTION/ VENDOR NAME	BEGINNING BAL/BUDGET	DEBITS	CREDITS	BALANCE
------------	-----------	----------------	--------------	-----------------------------	-------------------------	--------	---------	---------

ACCOUNT # 24-4926-341-00 DESC: PRINTING ASN: =====> CONTINUED <=====

ACCOUNT # 24-4926-351-00 DESC: REPAIRS & MAINT-BUILDING ASN:

10/01/20				BUDGET BALANCE	500.00			0.00

				TOTALS	500.00	0.00	0.00	0.00
=====								

ACCOUNT # 24-4926-370-00 DESC: AD FIRM MEDIA ASN:

10/09/20		45296-4531 01*269436		RAWLE MURDY ASSOCIATES, I	0.00	20,377.66	0.00	54,991.43

				TOTALS	173,600.00	54,991.43	0.00	54,991.43
=====								

ACCOUNT # 24-4926-370-01 DESC: WEBSITE SERVICE ASN:

10/01/20				BUDGET BALANCE	19,200.00			4,800.00
10/09/20		45296-4531 01*269436		RAWLE MURDY ASSOCIATES, I	0.00	1,600.00	0.00	6,400.00

				TOTALS	19,200.00	6,400.00	0.00	6,400.00
=====								

ACCOUNT # 24-4926-370-02 DESC: CREATIVE & PRODUCTION SERVICES ASN:

10/01/20				BUDGET BALANCE	15,000.00			2,671.25
10/09/20		45296-4531 01*269436		RAWLE MURDY ASSOCIATES, I	0.00	3,450.00	0.00	6,121.25

				TOTALS	15,000.00	6,121.25	0.00	6,121.25
=====								

ACCOUNT # 24-4926-370-03 DESC: DIGITAL CAMPAIGN REPORTING ASN:

10/01/20				BUDGET BALANCE	7,200.00			1,800.00
10/09/20		45296-4531 01*269436		RAWLE MURDY ASSOCIATES, I	0.00	600.00	0.00	2,400.00

				TOTALS	7,200.00	2,400.00	0.00	2,400.00
=====								

ACCOUNT # 24-4926-370-04 DESC: E-MAIL CAMPAIGNS ASN:

10/01/20				BUDGET BALANCE	5,700.00			1,425.00
----------	--	--	--	----------------	----------	--	--	----------

ACCOUNT ACTIVITY ANALYSIS

BC2001

BEGINNING 10/01/20 ENDING 10/31/20

TRANS DATE	PO NUMBER	INVOICE NUMBER	CHECK NUMBER	TRANSACTION/ VENDOR NAME	BEGINNING BAL/BUDGET	DEBITS	CREDITS	BALANCE
ACCOUNT # 24-4926-370-04 DESC: E-MAIL CAMPAIGNS ASN: =====> CONTINUED <=====								
10/09/20		45296-4531	01*269436	RAWLE MURDY ASSOCIATES, I	0.00	475.00	0.00	1,900.00
TOTALS					5,700.00	1,900.00	0.00	1,900.00

ACCOUNT # 24-4926-370-05 DESC: SEM MANAGEMENT ASN:								
10/01/20				BUDGET BALANCE	10,800.00			2,700.00
10/09/20		45296-4531	01*269436	RAWLE MURDY ASSOCIATES, I	0.00	900.00	0.00	3,600.00
TOTALS					10,800.00	3,600.00	0.00	3,600.00

ACCOUNT # 24-4926-370-07 DESC: SOCIAL MEDIA ASN:								
10/01/20				BUDGET BALANCE	8,400.00			2,100.00
10/09/20		45296-4531	01*269436	RAWLE MURDY ASSOCIATES, I	0.00	700.00	0.00	2,800.00
TOTALS					8,400.00	2,800.00	0.00	2,800.00

ACCOUNT # 24-4926-393-00 DESC: VISITOR CENTER OPERATIONS ASN:								
10/01/20				BUDGET BALANCE	167,872.00			47,041.00
10/06/20		145466	01*269250	CASHIERS CHAMBER OF COMME	0.00	5,500.00	0.00	52,541.00
10/06/20		145466	01*269250	CASHIERS CHAMBER OF COMME	0.00	721.00	0.00	53,262.00
10/06/20		145441	01*269220	JACKSON CO. CHAMBER OF CO	0.00	6,000.00	0.00	59,262.00
10/06/20		145441	01*269220	JACKSON CO. CHAMBER OF CO	0.00	803.33	0.00	60,065.33
10/06/20		145441	01*269220	JACKSON CO. CHAMBER OF CO	0.00	160.00	0.00	60,225.33
10/06/20		145441	01*269220	JACKSON CO. CHAMBER OF CO	0.00	188.67	0.00	60,414.00
TOTALS					167,872.00	60,414.00	0.00	60,414.00

ACCOUNT # 24-4926-393-01 DESC: PUBLIC RELATIONS ASN:								
10/01/20				BUDGET BALANCE	37,200.00			9,300.00
10/09/20		10-1020	01*269412	PINEAPPLE PUBLIC RELATION	0.00	3,100.00	0.00	12,400.00
TOTALS					37,200.00	15,287.50	2,887.50	12,400.00

ACCOUNT # 24-4926-393-02 DESC: CONTRACTED SERVICES ASN:								
10/01/20				BUDGET BALANCE	22,000.00			5,499.99

ACCOUNT ACTIVITY ANALYSIS

BC2001

BEGINNING 10/01/20 ENDING 10/31/20

TRANS DATE	PO NUMBER	INVOICE NUMBER	CHECK NUMBER	TRANSACTION/ VENDOR NAME	BEGINNING BAL/BUDGET	DEBITS	CREDITS	BALANCE
------------	-----------	----------------	--------------	-----------------------------	-------------------------	--------	---------	---------

ACCOUNT # 24-4926-393-02 DESC: CONTRACTED SERVICES ASN: =====> CONTINUED <=====

10/30/20		TLJ	JE-192945	JOE: TDA ADMIN 10/2020	0.00	1,833.33	0.00	7,333.32
TOTALS					22,000.00	7,333.32	0.00	7,333.32

ACCOUNT # 24-4926-393-03 DESC: CONTRACTED SERVICES-RECORDING ASN:

10/01/20				BUDGET BALANCE	1,400.00			50.00
10/09/20		09/16/2020	01*269439	CHERYL OSBORNE	0.00	50.00	0.00	100.00
TOTALS					1,400.00	100.00	0.00	100.00

ACCOUNT # 24-4926-393-05 DESC: CONTRACTED-WEBSITE ASN:

10/01/20				BUDGET BALANCE	7,500.00			1,172.50
TOTALS					7,500.00	1,172.50	0.00	1,172.50

ACCOUNT # 24-4926-393-06 DESC: CONTRACTED-AD FIRM RETAINER ASN:

10/09/20		45296-4531	01*269436	RAWLE MURDY ASSOCIATES, I	0.00	2,550.00	0.00	10,200.00
TOTALS					30,600.00	10,200.00	0.00	10,200.00

ACCOUNT # 24-4926-393-08 DESC: CONTRACTED-AD FIRM MISC ASN:

10/01/20				BUDGET BALANCE	12,000.00			2,793.21
10/09/20		45296-4531	01*269436	RAWLE MURDY ASSOCIATES, I	0.00	931.07	0.00	3,724.28
TOTALS					12,000.00	3,724.28	0.00	3,724.28

ACCOUNT # 24-4926-393-11 DESC: SOFTWARE, INTERNET, MISC SERVICES ASN:

10/01/20				BUDGET BALANCE	24,488.00			17,287.38
10/02/20		092520	01*269358	BUSINESS CARD	0.00	216.86	0.00	17,504.24
10/02/20		092620	01*269359	BUSINESS CARD	0.00	296.87	0.00	17,801.11
10/09/20		092520	01*269358	BUSINESS CARD	0.00	0.00	5.46	17,795.65
10/09/20		092620	01*269359	BUSINESS CARD	0.00	0.00	3.71	17,791.94

ACCOUNT ACTIVITY ANALYSIS

BC2001

BEGINNING 10/01/20 ENDING 10/31/20

TRANS DATE	PO NUMBER	INVOICE NUMBER	CHECK NUMBER	TRANSACTION/ VENDOR NAME	BEGINNING BAL/BUDGET	DEBITS	CREDITS	BALANCE
ACCOUNT # 24-4926-393-11 DESC: SOFTWARE, INTERNET, MISC SERVICES ASN: =====> CONTINUED <=====								
10/26/20		14540	01*269703	SKYFI, INC.	0.00	119.98	0.00	17,911.92
-								
TOTALS					24,488.00	17,957.89	45.97	17,911.92

ACCOUNT # 24-4926-393-14 DESC: CONTRACTED SERVICES-HR OUTSOURCING ASN:								
10/01/20				BUDGET BALANCE	4,320.00			1,907.85
10/01/20	TLJ		JE-192846	JOE: INVOICE #:0000048813	0.00	155.95	0.00	2,063.80
-								
TOTALS					4,320.00	2,063.80	0.00	2,063.80

ACCOUNT # 24-4926-412-00 DESC: BUILDING RENT ASN:								
10/01/20				BUDGET BALANCE	6,000.00			1,500.00
10/30/20	TLJ		JE-192946	JOE: TDA RENT 10/2020	0.00	500.00	0.00	2,000.00
-								
TOTALS					6,000.00	2,000.00	0.00	2,000.00

ACCOUNT # 24-4926-454-00 DESC: INSURANCE ASN:								
10/01/20				BUDGET BALANCE	2,447.00			0.00
-								
TOTALS					2,447.00	0.00	0.00	0.00

ACCOUNT # 24-4926-491-00 DESC: DUES AND SUBSCRIPTIONS ASN:								
10/02/20		092520	01*269358	BUSINESS CARD	0.00	78.74	0.00	1,817.89
10/09/20		092520	01*269358	BUSINESS CARD	0.00	0.00	1.05	1,816.84
-								
TOTALS					2,850.00	1,819.29	2.45	1,816.84

ACCOUNT # 24-4926-550-00 DESC: CAPITAL OUTLAY ASN:								
10/01/20				BUDGET BALANCE	4,698.00			3,695.00
-								
TOTALS					4,698.00	3,953.65	258.65	3,695.00

ACCOUNT ACTIVITY ANALYSIS

BC2001

BEGINNING 10/01/20 ENDING 10/31/20

TRANS DATE	PO NUMBER	INVOICE NUMBER	CHECK NUMBER	TRANSACTION/ VENDOR NAME	BEGINNING BAL/BUDGET	DEBITS	CREDITS	BALANCE
------------	-----------	----------------	--------------	-----------------------------	-------------------------	--------	---------	---------

ACCOUNT # 24-4926-550-00 DESC: CAPITAL OUTLAY ASN: =====> CONTINUED <=====

ACCOUNT # 24-4926-630-00 DESC: NC TOURISM RECOVERY GRANT ASN:

10/06/20	21221	0042104	01*269441	MD SOLUTIONS, INC.	0.00	135.00	0.00	135.00
10/06/20	21221	0042104	01*269441	MD SOLUTIONS, INC.	0.00	25.00	0.00	160.00
10/14/20		TLJ	JE-192870	JOE: JE CORRECTION TO INV	0.00	0.00	58.50	101.50
10/21/20	21222	NCAS261709	01*269622	FASTENAL COMPANY	0.00	127.52	0.00	229.02
10/21/20	21222	NCAS261709	01*269622	FASTENAL COMPANY	0.00	155.04	0.00	384.06
10/23/20	21248	P-42730	01*269607	WESTERN CAROLINA UNIVERSI	0.00	406.00	0.00	790.06
10/26/20		NCAS261709	01*269622	FASTENAL COMPANY	0.00	0.00	8.34	781.72
10/26/20		NCAS261709	01*269622	FASTENAL COMPANY	0.00	0.00	10.14	771.58
TOTALS					0.00	848.56	76.98	771.58

ACCOUNT # 24-4926-699-02 DESC: MISCELLANEOUS DONATIONS ASN:

10/01/20				BUDGET BALANCE	1,650.00			300.00
10/15/20	142925	UNPAID		MELINDA H. KRAMER	0.00	0.00	75.00	225.00
10/15/20	142925	UNPAID		MELINDA H. KRAMER	0.00	75.00	0.00	300.00
10/15/20	142925	01*269528		THE LIBRARY KITCHEN AND B	0.00	100.00	0.00	400.00
10/15/20	142925	01*269529		FUSIONS SPA	0.00	100.00	0.00	500.00
10/15/20	142925	01*269530		BLACK BALSAM OUTDOORS	0.00	50.00	0.00	550.00
10/15/20	142925	01*269531		GUADALUPE CAFE	0.00	50.00	0.00	600.00
10/15/20	142925	01*269527		CITY LIGHTS BOOKSTORE	0.00	50.00	0.00	650.00
10/15/20	142925	01*269532		DILLSBORO CHOCOLATE FACTO	0.00	50.00	0.00	700.00
10/15/20	142925	01*269526		STATE EMPLOYEES CREDIT UN	0.00	75.00	0.00	775.00
TOTALS					1,650.00	850.00	75.00	775.00

ACCOUNT # 24-4926-990-00 DESC: CONTINGENCY ASN:

10/01/20				BUDGET BALANCE	5,000.00			0.00
TOTALS					5,000.00	0.00	0.00	0.00