

JACKSON COUNTY TOURISM  
DEVELOPMENT  
AUTHORITY



FINANCIAL REPORT  
August 31, 2020

JACKSON COUNTY TOURISM DEVELOPMENT AUTHORITY

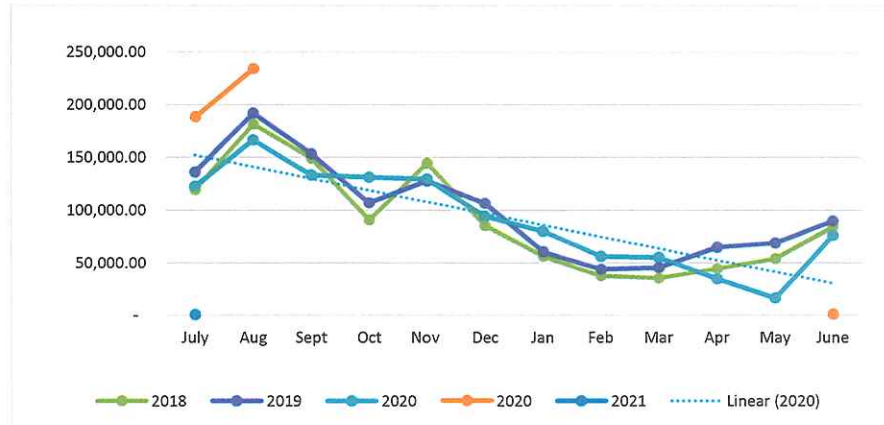
August 31, 2020

- \* August Room Occupancy Tax collections totaled \$233,386.57 with \$121.26 collected for penalties. The YTD collection total is \$421,002.65 - 48.72% of budget. The Airbnb total was \$34,189.14. The Home Away VRBO total was \$51,927.23.
- \* 118 accounts reported for July rentals (decrease of 98 accounts from last year). The collections were up 40.62% from the same period in 2019.

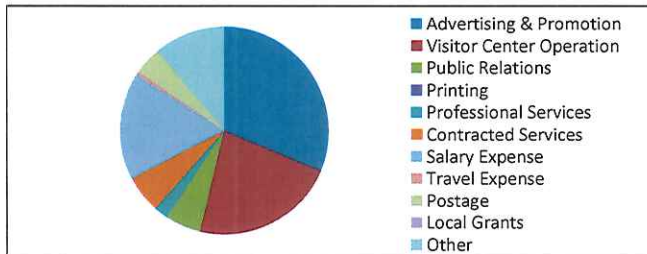
- \* The cash balance at August 31, 2020 is \$391,538.52 and investments total \$400,000.00.

The expenses for August were \$59,709.76. The YTD expenses totaled \$137,556.83 with encumbrances of \$16,417.00 for a combined total of \$153,973.83 - 17.66% of budget.

Fiscal YTD Collections



TDA Expenses as of August 31, 2020

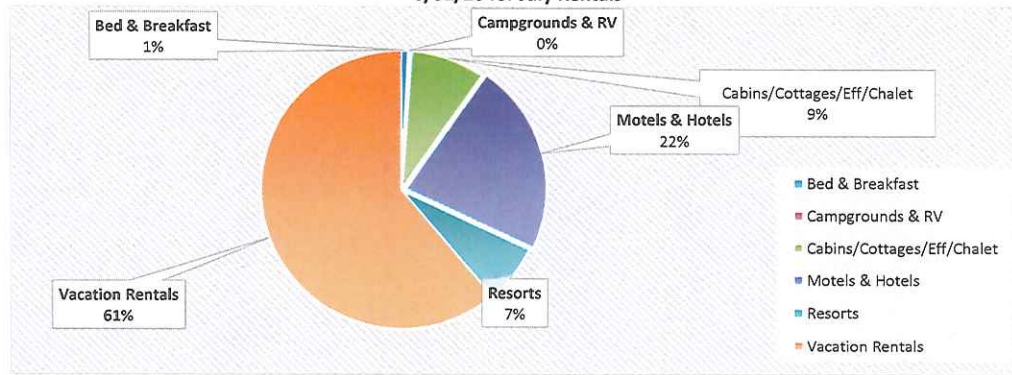


Advertising & Promotion	\$	18,713.52
Visitor Center Operation	\$	13,373.00
Public Relations	\$	3,312.50
Printing	\$	0.40
Professional Services	\$	1,354.17
Contracted Services	\$	3,429.28
Salary Expense	\$	9,978.27
Travel Expense	\$	292.03
Postage	\$	2,561.14
Local Grants	\$	-
Other	\$	6,695.45
	\$	59,709.76

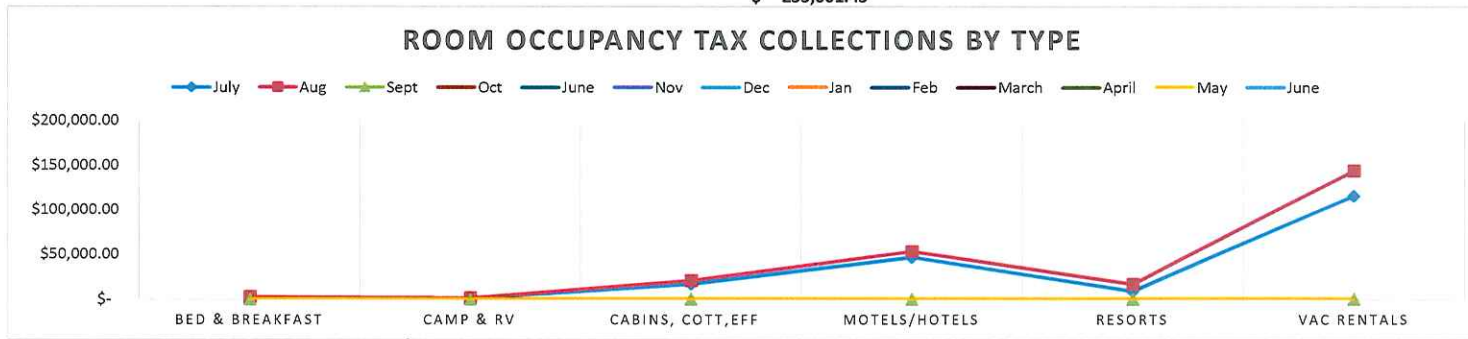
	2017	2018	2019	2020	2021
July	119,861.04	119,152.80	135,881.68	122,421.68	187,832.18
Aug	180,394.59	181,280.78	191,736.34	166,057.35	233,601.43
Sept	135,649.23	148,701.72	152,650.37	133,172.02	
Oct	94,100.41	90,329.60	106,838.84	130,912.47	
Nov	115,576.40	144,240.73	127,342.88	129,268.34	
Dec	89,928.52	84,754.30	106,016.63	93,829.84	
Jan	56,081.35	56,029.08	60,207.39	79,652.13	
Feb	29,357.66	37,210.91	43,528.62	55,878.75	
Mar	33,603.67	35,029.92	45,185.00	55,161.52	
Apr	40,794.81	44,116.59	64,498.34	34,404.69	
May	61,363.25	53,695.68	68,385.86	15,854.63	
June	76,932.28	83,711.73	89,275.51	76,044.67	-
	\$ 1,033,643.21	\$ 1,078,253.84	\$ 1,191,547.46	\$ 1,092,658.09	\$ 421,433.61



**Room Occupancy Tax Collections  
8/31/20 for July Rentals**



Bed & Breakfast	\$	1,998.24
Campgrounds & RV	\$	822.85
Cabins/Cottages/Eff/Chalet	\$	19,823.27
Motels & Hotels	\$	52,137.59
Resorts	\$	15,885.83
Vacation Rentals	\$	142,933.65
	\$	<u>233,601.43</u>



**COLLECTIONS BY TYPE**

	Bed & Breakfast	Camp & Rv	Cabins, Cott, Eff	Motels/Hotels	Resorts	Vac Rentals	Totals
July	\$ 1,452.19	\$ 624.61	\$ 16,567.08	\$ 45,998.26	\$ 8,493.60	\$ 114,696.44	\$ 187,832.18
Aug	\$ 1,998.24	\$ 822.85	\$ 19,823.27	\$ 52,137.59	\$ 15,885.83	\$ 142,933.65	\$ 233,601.43
Sept							\$ -
Oct							\$ -
Nov							\$ -
Dec							\$ -
Jan							\$ -
Feb							\$ -
March							\$ -
April							\$ -
May							\$ -
June							\$ -
	\$ 3,450.43	\$ 1,447.46	\$ 36,390.35	\$ 98,135.85	\$ 24,379.43	\$ 257,630.09	\$ 421,433.61

<b>% By Type</b>	<b>0.82%</b>	<b>0.34%</b>	<b>8.63%</b>	<b>23.29%</b>	<b>5.78%</b>	<b>61.13%</b>	<b>100.00%</b>
------------------	--------------	--------------	--------------	---------------	--------------	---------------	----------------



**JACKSON COUNTY TOURISM DEVELOPMENT AUTHORITY  
TOTAL ROOM OCCUPANCY TAX COLLECTIONS BY MONTH**

Month	Tax Collected	# Units Reporting	% of Inc/Dec
July-2019	\$ 122,421.68	206	10%
July-2020	\$ 187,832.18	113	53.43%
	\$ 65,410.50	-93	
August-2019	\$ 166,057.35	216	9%
August-2020	\$ 233,507.83	118	40.62%
	\$ 67,450.48	-98	
September-2019	\$ 133,172.02	196	3%
September-2020	\$ -	0	-100.00%
	\$ (133,172.02)	-196	
October-2019	\$ 130,912.47	175	4%
October-2020			-100.00%
	\$ (130,912.47)	-175	
November-2019	\$ 129,268.34	167	1%
November-2020			-100.00%
	\$ (129,268.34)	-167	
December-2019	\$ 93,829.84	133	-10%
December-2020		0	-100.00%
	\$ (93,829.84)	-133	
January-2020	\$ 79,652.13	120	18%
January-2021			-100.00%
	\$ (79,652.13)	-120	
February-2020	\$ 55,878.75	96	15%
February-2021	\$ -		-100.00%
	\$ (55,878.75)	-96	
March-2020	\$ 55,161.52	93	4%
March-2021			-100.00%
	\$ (55,161.52)	-93	
April-2020	\$ 34,404.69	59	95%
April-2021			-100.00%
	\$ (34,404.69)	-59	
May-2020	\$ 15,854.63	36	35%
May-2021	\$ -		-100.00%
	\$ (15,854.63)	-36	
June-2020	\$ 76,044.67	74	15%
June-2021			-100.00%
	\$ (76,044.67)	-74	
<b>FYTD 2020</b>	\$ 1,092,658.09		
<b>FYTD 2021</b>	\$ 421,340.01		

COUNTY OF JACKSON  
 Trial Balance - Balance Sheet Accounts  
 Report dates 08/01/2020 - thru - 08/31/2020

Account Number	Account Description	Beginning	Debits	Credits	Ending
		Balance			Balance
		Dr (Cr)			Dr (Cr)
24-1110-000-00	CASH ON HAND	215,139.31	287,180.26	110,781.05	391,538.52
24-1110-106-00	PETTY CASH	0.00	0.00	0.00	0.00
24-1130-000-00	CASH IN TIME DEPOSIT	400,000.00	0.00	0.00	400,000.00
24-1130-000-01	CASHIERS TTA CASH IN TIME DEPOSIT	0.00	0.00	0.00	0.00
24-1231-000-00	ACCOUNTS RECEIVABLE	189,058.69	0.00	0.00	189,058.69
24-1232-892-00	ACCTS RECEIVABLE SALES TAX	1,908.02	303.97	0.00	2,211.99
24-1232-893-00	ACCTS RECEIVABLE SALES TAX	3.63	6.66	0.00	10.29
24-1310-000-11	DUE FROM GENERAL FUND	2,887.50	0.00	2,887.50	0.00
24-1310-000-22	DUE FROM EMERGENCY TELEPHONE	0.00	0.00	0.00	0.00
<b>Total Asset</b>		<b>808,997.15</b>	<b>287,490.89</b>	<b>113,668.55</b>	<b>982,819.49</b>
24-2100-000-00	ACCOUNTS PAYABLE	0.00	47,035.80	47,035.80	0.00
24-2200-000-00	ACCRUED SALARIES PAYABLE	2,388.55	0.00	0.00	2,388.55
24-2200-175-00	FEDERAL TAX PAYABLE	0.00	894.54	894.54	0.00
24-2200-176-00	STATE TAX PAYABLE	0.00	320.00	320.00	0.00
24-2200-181-00	FICA TAX PAYABLE	0.00	503.90	503.90	0.00
24-2200-182-00	RETIREMENT PAYABLE	0.00	1,312.58	1,312.58	0.00
24-2200-187-00	MEDICARE TAX PAYABLE	0.00	117.84	117.84	0.00
24-2300-000-11	DUE TO GENERAL	0.00	50,474.15	50,474.15	0.00
24-2300-000-15	DUE TO PAYROLL	0.00	0.00	0.00	0.00
24-2300-000-22	DUE TO TELEPHONE FUND	0.00	0.00	0.00	0.00
24-2300-000-70	FUND BALANCE CASHIERS TTA	0.00	0.00	0.00	0.00
24-2300-100-00	FUND BALANCE JACKSON TTA	0.00	0.00	0.00	0.00
24-2900-000-00	FUND BALANCE	(618,994.37)	0.00	0.00	(618,994.37)
24-2900-000-01	RES BY STATE STATUTE	(81,173.71)	0.00	0.00	(81,173.71)
24-2900-000-02	RES BY STATE STATUTE-CASHIERS	0.00	0.00	0.00	0.00
24-2912-000-00	RESERVE FOR ENCUMBRANCES	3,944.41	59,932.45	47,459.86	16,417.00
24-2912-000-01	RESERVE FOR ENCUMBRANCES-PRIOR YEAR	(3,944.41)	47,459.86	59,932.45	(16,417.00)
24-3000-000-00	REVENUE CONTROL	(189,064.69)	93.60	233,625.70	(422,596.79)
24-4000-000-00	EXPENDITURE CONTROL	77,847.07	60,387.54	677.78	137,556.83
<b>Total Liability</b>		<b>(808,997.15)</b>	<b>268,532.26</b>	<b>442,354.60</b>	<b>(982,819.49)</b>
<b>Total TOURISM DEVELOPMENT AUTH</b>		<b>0.00</b>	<b>556,023.15</b>	<b>556,023.15</b>	<b>0.00</b>

COUNTY OF JACKSON  
Income Statement  
Report dates 07/01/2020 - thru - 08/31/2020

Account Number	Description	Adjusted Budget 07/01/2020 08/31/2020	Debits and Credits 08/01/2020 08/31/2020	Debits and Credits 07/01/2020 08/31/2020	Encumbrances 07/01/2020 08/31/2020	Balance 07/01/2020 08/31/2020	% Used
24-3230-130-00	JACKSON COUNTY TDA	864,120.00	233,386.57	421,002.65	0.00	443,117.35	48.72
	TAX REVENUE	864,120.00	233,386.57	421,002.65	0.00	443,117.35	48.72
24-3270-170-01	JACKSON TDA - PENALTY	5,000.00	121.26	337.36	0.00	4,662.64	6.75
24-3270-190-00	MARKETING AND ADVERTISIN	0.00	0.00	1,206.00	0.00	-1,206.00	0.00
	PENALTY & INTEREST	5,000.00	121.26	1,543.36	0.00	3,456.64	30.87
24-3831-491-00	INVESTMENT EARNINGS	3,000.00	24.27	50.78	0.00	2,949.22	1.69
	REVENUES	3,000.00	24.27	50.78	0.00	2,949.22	1.69
DEPARTMENT TOTAL Revenue		872,120.00	233,532.10	422,596.79	0.00	449,523.21	48.46
24-4926-121-00	SALARIES & WAGES	112,771.00	8,127.38	13,410.20	0.00	99,360.80	11.89
24-4926-170-00	BOARD MEMBER EXPENSE	249.00	125.34	125.34	0.00	123.66	50.34
24-4926-181-00	SOCIAL SECURITY CONTRIBU	6,992.00	503.90	831.43	0.00	6,160.57	11.89
24-4926-182-00	RETIREMENT EXPENSE	11,446.00	824.94	1,395.29	0.00	10,050.71	12.19
24-4926-183-00	HOSPITALIZATION INSURANC	18,540.00	153.28	2,688.38	0.00	15,851.62	14.50
24-4926-185-00	UNEMPLOYMENT INSURANCE	504.00	27.43	54.86	0.00	449.14	10.88
24-4926-186-00	WORKMAN'S COMPENSATION	1,266.00	223.50	223.50	0.00	1,042.50	17.65
24-4926-187-00	MEDICARE TAX	1,635.00	117.84	194.45	0.00	1,440.55	11.89
24-4926-190-00	PROFESSIONAL SER-COUNTY	16,250.00	1,354.17	2,708.34	0.00	13,541.66	16.67
24-4926-191-00	PROFESSIONAL SER-AUDIT	7,200.00	0.00	3,500.00	0.00	3,700.00	48.61
24-4926-192-00	LEGAL SERVICES	3,000.00	0.00	0.00	0.00	3,000.00	0.00
24-4926-260-00	OFFICE SUPPLIES	3,963.00	254.61	327.61	0.00	3,635.39	8.27
24-4926-299-00	MISCELLANEOUS	6,810.00	363.16	1,111.16	0.00	5,698.84	16.32
24-4926-311-00	TRAVEL	6,299.00	292.03	292.03	0.00	6,006.97	4.64
24-4926-321-00	TELEPHONE	4,430.00	749.83	1,692.80	0.00	2,737.20	38.21
24-4926-321-02	TELEPHONE-DIRECTOR	2,316.00	0.00	0.00	0.00	2,316.00	0.00
24-4926-325-00	POSTAGE	21,003.00	2,561.14	3,913.89	0.00	17,089.11	18.63
24-4926-331-00	UTILITIES	2,000.00	181.29	333.07	0.00	1,666.93	16.65
24-4926-341-00	PRINTING	66,741.00	0.40	1,595.73	16,417.00	48,728.27	26.99
24-4926-351-00	REPAIRS & MAINT-BUILDING	500.00	0.00	0.00	0.00	500.00	0.00
24-4926-370-00	AD FIRM MEDIA	173,600.00	10,932.45	24,776.05	0.00	148,823.95	14.27
24-4926-370-01	WEBSITE SERVICE	19,200.00	1,600.00	3,200.00	0.00	16,000.00	16.67
24-4926-370-02	CREATIVE & PRODUCTION SE	15,000.00	0.00	675.00	0.00	14,325.00	4.50
24-4926-370-03	DIGITAL CAMPAIGN REPORTI	7,200.00	600.00	1,200.00	0.00	6,000.00	16.67
24-4926-370-04	E-MAIL CAMPAIGNS	5,700.00	500.00	950.00	0.00	4,750.00	16.67
24-4926-370-05	SEM MANAGEMENT	10,800.00	900.00	1,800.00	0.00	9,000.00	16.67



ACCOUNT ACTIVITY ANALYSIS

BC2001

BEGINNING 08/01/20 ENDING 08/31/20

TRANS DATE	PO NUMBER	INVOICE NUMBER	CHECK NUMBER	TRANSACTION/ VENDOR NAME	BEGINNING BAL/BUDGET	DEBITS	CREDITS	BALANCE
ACCOUNT # 24-4926-121-00				DESC: SALARIES & WAGES	ASN:			
08/01/20				BUDGET BALANCE	112,771.00			5,282.82
08/07/20	TLJ		JE-192628	JOE: TDA PAYROLL 8/07/202	0.00	4,063.69	0.00	9,346.51
08/21/20	TLJ		JE-192687	JOE: TDA PAYROLL 8/21/20	0.00	4,063.69	0.00	13,410.20
TOTALS					112,771.00	16,254.78	2,844.58	13,410.20

ACCOUNT # 24-4926-170-00				DESC: BOARD MEMBER EXPENSE	ASN:			
08/01/20				BUDGET BALANCE	249.00			0.00
08/04/20		080320	01*268127	BUSINESS CARD	0.00	125.34	0.00	125.34
TOTALS					249.00	125.34	0.00	125.34

ACCOUNT # 24-4926-181-00				DESC: SOCIAL SECURITY CONTRIBUTION	ASN:			
08/01/20				BUDGET BALANCE	6,992.00			327.53
08/07/20	TLJ		JE-192629	JOE: TDA PAYROLL 8/7/2020	0.00	251.94	0.00	579.47
08/21/20	TLJ		JE-192688	JOE: TDA PAYROLL 8/21/202	0.00	251.96	0.00	831.43
TOTALS					6,992.00	1,007.80	176.37	831.43

ACCOUNT # 24-4926-182-00				DESC: RETIREMENT EXPENSE	ASN:			
08/01/20				BUDGET BALANCE	11,446.00			570.35
08/07/20	TLJ		JE-192629	JOE: TDA PAYROLL 8/7/2020	0.00	412.47	0.00	982.82
08/21/20	TLJ		JE-192688	JOE: TDA PAYROLL 8/21/202	0.00	412.47	0.00	1,395.29
TOTALS					11,446.00	1,649.88	254.59	1,395.29

ACCOUNT # 24-4926-183-00				DESC: HOSPITALIZATION INSURANCE	ASN:			
08/01/20				BUDGET BALANCE	18,540.00			2,535.10
08/21/20		171737	01*268461	COMPANION LIFE INSURANCE	0.00	153.28	0.00	2,688.38
TOTALS					18,540.00	2,688.38	0.00	2,688.38

ACCOUNT # 24-4926-185-00				DESC: UNEMPLOYMENT INSURANCE	ASN:			
08/01/20				BUDGET BALANCE	504.00			27.43



ACCOUNT ACTIVITY ANALYSIS

BC2001

BEGINNING 08/01/20 ENDING 08/31/20

TRANS DATE	PO NUMBER	INVOICE NUMBER	CHECK NUMBER	TRANSACTION/ VENDOR NAME	BEGINNING BAL/BUDGET	DEBITS	CREDITS	BALANCE
-----								
ACCOUNT # 24-4926-185-00    DESC: UNEMPLOYMENT INSURANCE    ASN:    =====>    CONTINUED    <=====								
08/07/20		TLJ	JE-192629	JOE: TDA PAYROLL 8/7/2020	0.00	13.71	0.00	41.14
08/21/20		TLJ	JE-192688	JOE: TDA PAYROLL 8/21/202	0.00	13.72	0.00	54.86
-----								
-								
TOTALS					504.00	54.86	0.00	54.86
=====								
ACCOUNT # 24-4926-186-00    DESC: WORKMAN'S COMPENSATION    ASN:								
08/01/20				BUDGET BALANCE	1,266.00			0.00
08/21/20		080920	01*268456	ACCIDENT FUND INSURANCE	0.00	223.50	0.00	223.50
-----								
-								
TOTALS					1,266.00	223.50	0.00	223.50
=====								
ACCOUNT # 24-4926-187-00    DESC: MEDICARE TAX    ASN:								
08/01/20				BUDGET BALANCE	1,635.00			76.61
08/07/20		TLJ	JE-192629	JOE: TDA PAYROLL 8/7/2020	0.00	58.91	0.00	135.52
08/21/20		TLJ	JE-192688	JOE: TDA PAYROLL 8/21/202	0.00	58.93	0.00	194.45
-----								
-								
TOTALS					1,635.00	235.69	41.24	194.45
=====								
ACCOUNT # 24-4926-190-00    DESC: PROFESSIONAL SER-COUNTY    ASN:								
08/01/20				BUDGET BALANCE	16,250.00			1,354.17
08/31/20		TLJ	JE-192707	JOE: TDA ADMIN 8/2020	0.00	1,354.17	0.00	2,708.34
-----								
-								
TOTALS					16,250.00	2,708.34	0.00	2,708.34
=====								
ACCOUNT # 24-4926-191-00    DESC: PROFESSIONAL SER-AUDIT    ASN:								
08/01/20				BUDGET BALANCE	7,200.00			3,500.00
-----								
-								
TOTALS					7,200.00	3,500.00	0.00	3,500.00
=====								
ACCOUNT # 24-4926-192-00    DESC: LEGAL SERVICES    ASN:								
-----								
-								
TOTALS					3,000.00	0.00	0.00	0.00
=====								

ACCOUNT ACTIVITY ANALYSIS

BC2001 BEGINNING 08/01/20 ENDING 08/31/20

TRANS DATE	PO NUMBER	INVOICE NUMBER	CHECK NUMBER	TRANSACTION/ VENDOR NAME	BEGINNING BAL/BUDGET	DEBITS	CREDITS	BALANCE
------------	-----------	----------------	--------------	-----------------------------	-------------------------	--------	---------	---------

ACCOUNT # 24-4926-192-00 DESC: LEGAL SERVICES ASN: =====> CONTINUED <=====

ACCOUNT # 24-4926-260-00 DESC: OFFICE SUPPLIES ASN:

08/04/20		080320	01*268127	BUSINESS CARD	0.00	11.37	0.00	84.37
08/06/20		1RHC-GN9D-	01*268188	AMAZON CAPITAL SERVICES	0.00	28.88	0.00	113.25
08/10/20		080320	01*268127	BUSINESS CARD	0.00	0.00	0.74	112.51
08/10/20		1RHC-GN9D-	01*268188	AMAZON CAPITAL SERVICES	0.00	0.00	1.89	110.62
08/14/20		8788484	01*268299	QUILL CORPORATION	0.00	0.00	36.37	74.25
08/14/20		8788484	01*268299	QUILL CORPORATION	0.00	36.37	0.00	110.62
08/14/20		702358	01*268263	IPRINT TECHNOLOGIES	0.00	195.82	0.00	306.44
08/14/20		8788484	01*268299	QUILL CORPORATION	0.00	36.37	0.00	342.81
08/14/20		702358	01*268263	IPRINT TECHNOLOGIES	0.00	0.00	12.82	329.99
08/25/20		8788484	01*268299	QUILL CORPORATION	0.00	0.00	2.38	327.61

TOTALS 3,963.00 386.92 59.31 327.61

ACCOUNT # 24-4926-299-00 DESC: MISCELLANEOUS ASN:

08/01/20				BUDGET BALANCE	6,810.00			748.00
08/04/20		080320	01*268127	BUSINESS CARD	0.00	22.16	0.00	770.16
08/12/20		47521	01*268340	CHEROKEE BOTTLED WATER	0.00	11.74	0.00	781.90
08/14/20		3487	01*268247	ALLEN STREET STORAGE	0.00	80.00	0.00	861.90
08/14/20		07/28/2020	01*268246	HELPING HANDS SERVICE CO.	0.00	220.00	0.00	1,081.90
08/25/20		045586	01*268340	CHEROKEE BOTTLED WATER	0.00	32.03	0.00	1,113.93
08/25/20		045586	01*268340	CHEROKEE BOTTLED WATER	0.00	0.00	2.03	1,111.90
08/25/20		47521	01*268340	CHEROKEE BOTTLED WATER	0.00	0.00	0.74	1,111.16

TOTALS 6,810.00 1,116.15 4.99 1,111.16

ACCOUNT # 24-4926-311-00 DESC: TRAVEL ASN:

08/01/20				BUDGET BALANCE	6,299.00			0.00
08/14/20		072720	02*6245	CALEB MICHAEL SULLIVAN	0.00	93.03	0.00	93.03
08/14/20		081420	01*268250	BUSINESS CARD	0.00	199.00	0.00	292.03

TOTALS 6,299.00 292.03 0.00 292.03

ACCOUNT # 24-4926-321-00 DESC: TELEPHONE ASN:

08/01/20				BUDGET BALANCE	4,430.00			942.97
----------	--	--	--	----------------	----------	--	--	--------

ACCOUNT ACTIVITY ANALYSIS

BC2001 BEGINNING 08/01/20 ENDING 08/31/20

TRANS DATE	PO NUMBER	INVOICE NUMBER	CHECK NUMBER	TRANSACTION/ VENDOR NAME	BEGINNING BAL/BUDGET	DEBITS	CREDITS	BALANCE
ACCOUNT # 24-4926-321-00 DESC: TELEPHONE ASN: =====> CONTINUED <=====								
08/01/20		9859286697	01*267959	VERIZON WIRELESS	0.00	193.23	0.00	1,136.20
08/05/20		54254	01*268152	BALSAMWEST	0.00	385.84	0.00	1,522.04
08/10/20		54255	01*268152	BALSAMWEST	0.00	364.07	0.00	1,886.11
08/31/20		211005		JACKSON CO CHAMB OF COMM	0.00	0.00	193.31	1,692.80
TOTALS					4,430.00	1,886.11	193.31	1,692.80

ACCOUNT # 24-4926-321-02 DESC: TELEPHONE-DIRECTOR ASN:								
08/01/20				BUDGET BALANCE	2,316.00			0.00
TOTALS					2,316.00	0.00	0.00	0.00

ACCOUNT # 24-4926-325-00 DESC: POSTAGE ASN:								
08/03/20		17VA27310	01*268106	UPS	0.00	48.66	0.00	1,401.41
08/04/20		080320	01*268127	BUSINESS CARD	0.00	75.00	0.00	1,476.41
08/10/20		17VA27320	01*268106	UPS	0.00	16.79	0.00	1,493.20
08/14/20		3311783767	01*268285	PITNEY BOWES INC.	0.00	339.55	0.00	1,832.75
08/17/20		17VA27330	01*268356	UPS	0.00	103.35	0.00	1,936.10
08/20/20		082020	01*268273	RESERVE ACCOUNT	0.00	2,000.00	0.00	3,936.10
08/25/20		3311783767	01*268285	PITNEY BOWES INC.	0.00	0.00	15.55	3,920.55
08/25/20		3311783767	01*268285	PITNEY BOWES INC.	0.00	0.00	6.66	3,913.89
TOTALS					21,003.00	3,948.19	34.30	3,913.89

ACCOUNT # 24-4926-331-00 DESC: UTILITIES ASN:								
08/01/20				BUDGET BALANCE	2,000.00			151.78
08/05/20		08/10/2020	01*268083	TUCKASEEGEE WATER & SEWER	0.00	43.82	0.00	195.60
08/20/20		08/25/2020	01*268281	DUKE ENERGY	0.00	137.47	0.00	333.07
08/21/20		08/25/2020	01*268281	DUKE ENERGY	0.00	0.00	137.47	195.60
08/21/20		08/25/2020	01*268281	DUKE ENERGY	0.00	137.47	0.00	333.07
TOTALS					2,000.00	470.54	137.47	333.07

ACCOUNT # 24-4926-341-00 DESC: PRINTING ASN:								
08/01/20				BUDGET BALANCE	66,741.00			1,595.33

ACCOUNT ACTIVITY ANALYSIS

BC2001

BEGINNING 08/01/20 ENDING 08/31/20

TRANS DATE	PO NUMBER	INVOICE NUMBER	CHECK NUMBER	TRANSACTION/ VENDOR NAME	BEGINNING BAL/BUDGET	DEBITS	CREDITS	BALANCE
-----								
ACCOUNT #	24-4926-341-00	DESC: PRINTING	ASN: =====>	CONTINUED	<=====			
08/05/20	SH	JE-192610		JOE: DEPT COPIES JULY 202	0.00	0.40	0.00	1,595.73
-----								
		TOTALS			66,741.00	1,601.33	5.60	1,595.73
=====								
ACCOUNT #	24-4926-351-00	DESC: REPAIRS & MAINT-BUILDING	ASN:					
08/01/20		BUDGET BALANCE			500.00			0.00
-----								
		TOTALS			500.00	0.00	0.00	0.00
=====								
ACCOUNT #	24-4926-370-00	DESC: AD FIRM MEDIA	ASN:					
08/14/20	44563-4457	01*268258		RAWLE MURDY ASSOCIATES, I	0.00	10,932.45	0.00	24,776.05
-----								
		TOTALS			173,600.00	24,776.05	0.00	24,776.05
=====								
ACCOUNT #	24-4926-370-01	DESC: WEBSITE SERVICE	ASN:					
08/01/20		BUDGET BALANCE			19,200.00			1,600.00
08/14/20	44563-4457	01*268258		RAWLE MURDY ASSOCIATES, I	0.00	1,600.00	0.00	3,200.00
-----								
		TOTALS			19,200.00	3,200.00	0.00	3,200.00
=====								
ACCOUNT #	24-4926-370-02	DESC: CREATIVE & PRODUCTION SERVICES	ASN:					
08/01/20		BUDGET BALANCE			15,000.00			675.00
-----								
		TOTALS			15,000.00	675.00	0.00	675.00
=====								
ACCOUNT #	24-4926-370-03	DESC: DIGITAL CAMPAIGN REPORTING	ASN:					
08/14/20	44563-4457	01*268258		RAWLE MURDY ASSOCIATES, I	0.00	600.00	0.00	1,200.00
-----								
		TOTALS			7,200.00	1,200.00	0.00	1,200.00
=====								
ACCOUNT #	24-4926-370-04	DESC: E-MAIL CAMPAIGNS	ASN:					
08/01/20		BUDGET BALANCE			5,700.00			450.00

ACCOUNT ACTIVITY ANALYSIS

BC2001

BEGINNING 08/01/20 ENDING 08/31/20

TRANS DATE	PO NUMBER	INVOICE NUMBER	CHECK NUMBER	TRANSACTION/ VENDOR NAME	BEGINNING BAL/BUDGET	DEBITS	CREDITS	BALANCE
ACCOUNT # 24-4926-370-04 DESC: E-MAIL CAMPAIGNS ASN: =====> CONTINUED <=====								
08/14/20		44563-4457	01*268258	RAWLE MURDY ASSOCIATES, I	0.00	500.00	0.00	950.00
TOTALS					5,700.00	950.00	0.00	950.00

ACCOUNT # 24-4926-370-05 DESC: SEM MANAGEMENT ASN:								
08/01/20				BUDGET BALANCE	10,800.00			900.00
08/14/20		44563-4457	01*268258	RAWLE MURDY ASSOCIATES, I	0.00	900.00	0.00	1,800.00
TOTALS					10,800.00	1,800.00	0.00	1,800.00

ACCOUNT # 24-4926-370-07 DESC: SOCIAL MEDIA ASN:								
08/01/20				BUDGET BALANCE	8,400.00			700.00
08/14/20		44563-4457	01*268258	RAWLE MURDY ASSOCIATES, I	0.00	700.00	0.00	1,400.00
TOTALS					8,400.00	1,400.00	0.00	1,400.00

ACCOUNT # 24-4926-393-00 DESC: VISITOR CENTER OPERATIONS ASN:								
08/01/20				BUDGET BALANCE	167,872.00			20,295.00
08/10/20	145464		01*268043	CASHIERS CHAMBER OF COMME	0.00	5,500.00	0.00	25,795.00
08/10/20	145464		01*268043	CASHIERS CHAMBER OF COMME	0.00	721.00	0.00	26,516.00
08/10/20	145438		01*268024	JACKSON CO. CHAMBER OF CO	0.00	6,000.00	0.00	32,516.00
08/10/20	145438		01*268024	JACKSON CO. CHAMBER OF CO	0.00	803.33	0.00	33,319.33
08/10/20	145438		01*268024	JACKSON CO. CHAMBER OF CO	0.00	160.00	0.00	33,479.33
08/10/20	145438		01*268024	JACKSON CO. CHAMBER OF CO	0.00	188.67	0.00	33,668.00
TOTALS					167,872.00	33,668.00	0.00	33,668.00

ACCOUNT # 24-4926-393-01 DESC: PUBLIC RELATIONS ASN:								
08/01/20				BUDGET BALANCE	37,200.00			2,887.50
08/14/20	10-0820		01*268254	PINEAPPLE PUBLIC RELATION	0.00	3,312.50	0.00	6,200.00
TOTALS					37,200.00	9,087.50	2,887.50	6,200.00

ACCOUNT # 24-4926-393-02 DESC: CONTRACTED SERVICES ASN:								
08/01/20				BUDGET BALANCE	22,000.00			1,833.33

ACCOUNT ACTIVITY ANALYSIS

BC2001

BEGINNING 08/01/20 ENDING 08/31/20

TRANS DATE	PO NUMBER	INVOICE NUMBER	CHECK NUMBER	TRANSACTION/ VENDOR NAME	BEGINNING BAL/BUDGET	DEBITS	CREDITS	BALANCE
-----								
ACCOUNT #	24-4926-393-02	DESC: CONTRACTED SERVICES		ASN: =====>	CONTINUED	<=====		
08/31/20	TLJ	JE-192707		JOE: TDA ADMIN 8/2020	0.00	1,833.33	0.00	3,666.66
-----								
			TOTALS		22,000.00	3,666.66	0.00	3,666.66
=====								
ACCOUNT #	24-4926-393-03	DESC: CONTRACTED SERVICES-RECORDING		ASN:				
08/01/20				BUDGET BALANCE	1,400.00			0.00
-----								
			TOTALS		1,400.00	0.00	0.00	0.00
=====								
ACCOUNT #	24-4926-393-05	DESC: CONTRACTED-WEBSITE		ASN:				
-----								
			TOTALS		7,500.00	1,172.50	0.00	1,172.50
=====								
ACCOUNT #	24-4926-393-06	DESC: CONTRACTED-AD FIRM RETAINER		ASN:				
08/14/20	44563-4457	01*268258		RAWLE MURDY ASSOCIATES, I	0.00	2,550.00	0.00	5,100.00
-----								
			TOTALS		30,600.00	5,100.00	0.00	5,100.00
=====								
ACCOUNT #	24-4926-393-08	DESC: CONTRACTED-AD FIRM MISC		ASN:				
08/01/20				BUDGET BALANCE	12,000.00			931.07
08/14/20	44563-4457	01*268258		RAWLE MURDY ASSOCIATES, I	0.00	931.07	0.00	1,862.14
-----								
			TOTALS		12,000.00	1,862.14	0.00	1,862.14
=====								
ACCOUNT #	24-4926-393-11	DESC: SOFTWARE, INTERNET, MISC SERVICES		ASN:				
08/01/20				BUDGET BALANCE	24,488.00			295.28
08/04/20	080320	01*268127		BUSINESS CARD	0.00	333.64	0.00	628.92
08/10/20	080320	01*268127		BUSINESS CARD	0.00	0.00	5.46	623.46
08/14/20	081420	01*268250		BUSINESS CARD	0.00	293.32	0.00	916.78
08/14/20	081420	01*268250		BUSINESS CARD	0.00	0.00	3.71	913.07
08/21/20	12619	01*268425		SKYFI, INC.	0.00	119.98	0.00	1,033.05
-----								
			TOTALS		24,488.00	1,043.97	10.92	1,033.05
=====								

ACCOUNT ACTIVITY ANALYSIS

BC2001

BEGINNING 08/01/20 ENDING 08/31/20

TRANS DATE	PO NUMBER	INVOICE NUMBER	CHECK NUMBER	TRANSACTION/ VENDOR NAME	BEGINNING BAL/BUDGET	DEBITS	CREDITS	BALANCE
------------	-----------	----------------	--------------	-----------------------------	-------------------------	--------	---------	---------

ACCOUNT # 24-4926-393-11    DESC: SOFTWARE,INTERNET,MISC SERVICES    ASN:    =====>    CONTINUED    <=====

ACCOUNT # 24-4926-393-14    DESC: CONTRACTED SERVICES-HR OUTSOURCING    ASN:

08/01/20				BUDGET BALANCE	4,320.00			155.95
08/07/20	TLJ		JE-192630	JOE: TDA INVOICE #:000004	0.00	155.95	0.00	311.90
08/21/20	1248		01*268457	CRAFT HR SOLUTIONS, LLC	0.00	360.00	0.00	671.90
08/21/20	1249		01*268457	CRAFT HR SOLUTIONS, LLC	0.00	360.00	0.00	1,031.90
08/21/20	1250		01*268457	CRAFT HR SOLUTIONS, LLC	0.00	360.00	0.00	1,391.90
08/21/20	1251		01*268457	CRAFT HR SOLUTIONS, LLC	0.00	360.00	0.00	1,751.90
TOTALS					4,320.00	1,751.90	0.00	1,751.90

ACCOUNT # 24-4926-412-00    DESC: BUILDING RENT    ASN:

08/01/20				BUDGET BALANCE	6,000.00			500.00
08/31/20	TLJ		JE-192706	JOE: TDA BUILDING RENT 8/	0.00	500.00	0.00	1,000.00
TOTALS					6,000.00	1,000.00	0.00	1,000.00

ACCOUNT # 24-4926-454-00    DESC: INSURANCE    ASN:

08/01/20				BUDGET BALANCE	2,447.00			0.00
TOTALS					2,447.00	0.00	0.00	0.00

ACCOUNT # 24-4926-491-00    DESC: DUES AND SUBSCRIPTIONS    ASN:

08/04/20	080320		01*268127	BUSINESS CARD	0.00	88.45	0.00	1,728.45
TOTALS					2,850.00	1,729.85	1.40	1,728.45

ACCOUNT # 24-4926-550-00    DESC: CAPITAL OUTLAY    ASN:

08/01/20				BUDGET BALANCE	4,698.00			0.00
08/14/20	21027	44691	01*268369	MARKETSPACE SOLUTIONS, IN	0.00	3,953.65	0.00	3,953.65
08/25/20		44691	01*268369	MARKETSPACE SOLUTIONS, IN	0.00	0.00	258.65	3,695.00
TOTALS					4,698.00	3,953.65	258.65	3,695.00

TRANS DATE	PO NUMBER	INVOICE NUMBER	CHECK NUMBER	TRANSACTION/ VENDOR NAME	BEGINNING BAL/BUDGET	DEBITS	CREDITS	BALANCE
---------------	--------------	-------------------	-----------------	-----------------------------	-------------------------	--------	---------	---------

ACCOUNT # 24-4926-550-00 DESC: CAPITAL OUTLAY ASN: =====> CONTINUED <=====

ACCOUNT # 24-4926-699-02 DESC: MISCELLANEOUS DONATIONS ASN:

08/01/20				BUDGET BALANCE	1,650.00			0.00
----------	--	--	--	----------------	----------	--	--	------

				TOTALS	1,650.00	0.00	0.00	0.00
--	--	--	--	--------	----------	------	------	------

ACCOUNT # 24-4926-990-00 DESC: CONTINGENCY ASN:

				TOTALS	5,000.00	0.00	0.00	0.00
--	--	--	--	--------	----------	------	------	------

REPORT TOTALS	BEGINNING BAL/BUDGET	DEBITS	CREDITS	ENDING BALANCE
---------------	-------------------------	--------	---------	-------------------

ASSETS

LIABILITIES

Total Assets & Liabilities:	0.00	0.00	0.00	0.00
-----------------------------	------	------	------	------

REVENUE

EXPENSES	863,840.00	136,187.06	6,910.23	129,276.83
----------	------------	------------	----------	------------

Total Revenue & Expenses:	863,840.00	136,187.06	6,910.23	129,276.83
---------------------------	------------	------------	----------	------------