

JACKSON COUNTY TOURISM
DEVELOPMENT
AUTHORITY



FINANCIAL REPORT
June 30, 2020

JACKSON COUNTY TOURISM DEVELOPMENT AUTHORITY

June 30, 2020

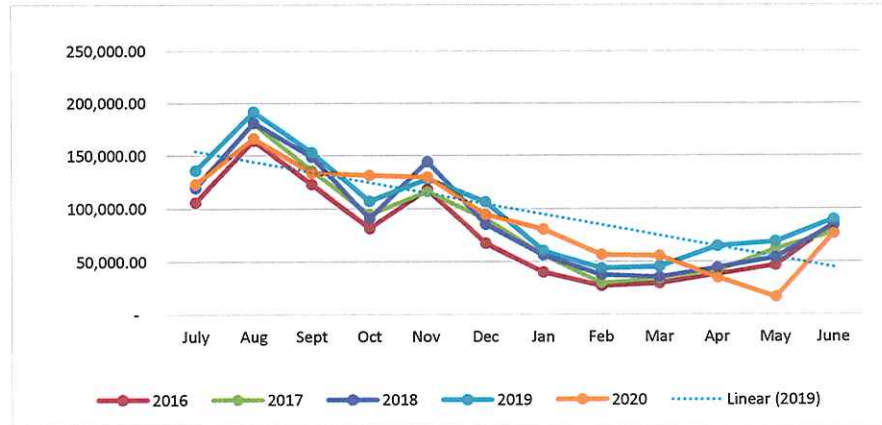
* June Room Occupancy Tax collections totaled \$76,024.67 with \$20.44 collected for penalties. The YTD collection total is \$1,154,126.64 - 124.821% of budget. The Airbnb total was \$29,572.05. The Home Away VRBO total was \$10,380.20.

* 74 accounts reported for May rentals (decrease of 93 accounts from last year). The collections were down 14.82% from the same period in 2019. The total decrease for the fiscal year is 9.05%

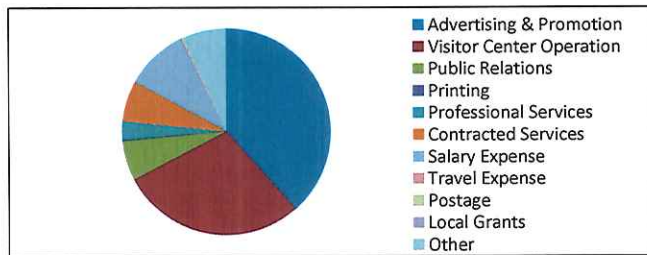
* The cash balance at June 30, 2020 is \$111,135.48 and investments total \$400,000.00.

* The expenses for June were \$46,271.70. The YTD expenses totaled \$1,006,411.86 with encumbrances of \$384.00 for a combined total of \$1,006,795.86 - 91.97% of budget.

Fiscal YTD Collections



TDA Expenses as of June 30, 2020

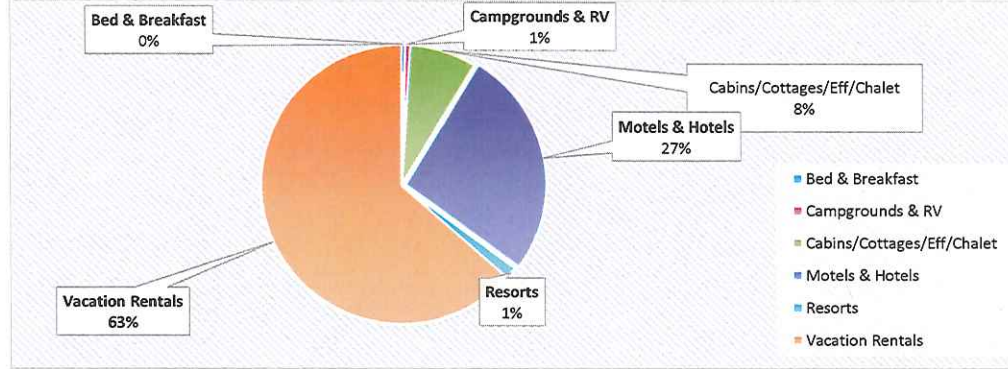


Advertising & Promotion	\$ 17,811.27
Visitor Center Operation	\$ 13,329.00
Public Relations	\$ 2,887.50
Printing	\$ 98.41
Professional Services	\$ 1,354.17
Contracted Services	\$ 2,924.11
Salary Expense	\$ 4,561.18
Travel Expense	\$ 74.50
Postage	\$ 91.10
Local Grants	\$ -
Other	\$ 3,140.46
Total	\$ 46,271.70

	2016	2017	2018	2019	2020
July	105,354.28	119,861.04	119,152.80	135,881.68	122,421.68
Aug	163,948.85	180,394.59	181,280.78	191,736.34	166,057.35
Sept	122,331.68	135,649.23	148,701.72	152,650.37	133,172.02
Oct	80,775.31	94,100.41	90,329.60	106,838.84	130,912.47
Nov	117,640.33	115,576.40	144,240.73	127,342.88	129,268.34
Dec	66,956.10	89,928.52	84,754.30	106,016.63	93,829.84
Jan	39,690.82	56,081.35	56,029.08	60,207.39	79,652.13
Feb	26,696.45	29,357.66	37,210.91	43,528.62	55,878.75
Mar	29,114.84	33,603.67	35,029.92	45,185.00	55,161.52
Apr	37,797.19	40,794.81	44,116.59	64,498.34	34,404.69
May	46,472.01	61,363.25	53,695.68	68,385.86	15,854.63
June	85,145.38	76,932.28	83,711.73	89,275.51	76,044.67
Total	\$ 921,923.24	\$ 1,033,643.21	\$ 1,078,253.84	\$ 1,191,547.46	\$ 1,092,658.09

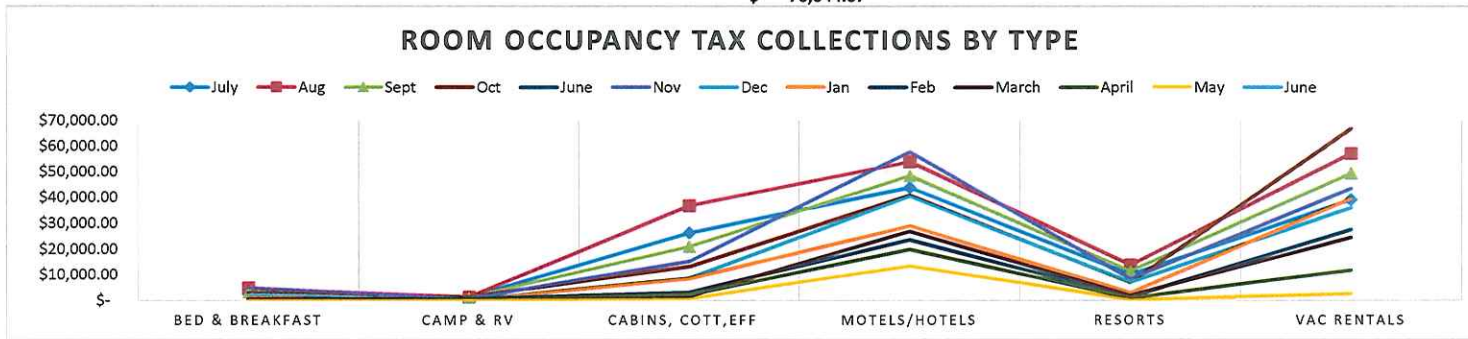


**Room Occupancy Tax Collections
6/30/20 for May Rentals**



Bed & Breakfast	\$	342.61
Campgrounds & RV	\$	429.75
Cabins/Cottages/Eff/Chalet	\$	5,816.25
Motels & Hotels	\$	20,131.35
Resorts	\$	1,071.28
Vacation Rentals	\$	48,253.43
	\$	<u>76,044.67</u>

ROOM OCCUPANCY TAX COLLECTIONS BY TYPE



COLLECTIONS BY TYPE

	Bed & Breakfast	Camp & Rv	Cabins, Cott, Eff	Motels/Hotels	Resorts	Vac Rentals	Totals
July	\$ 2,852.75	\$ 1,071.21	\$ 26,083.48	\$ 43,619.05	\$ 9,883.47	\$ 38,911.72	\$ 122,421.68
Aug	\$ 4,536.11	\$ 1,166.01	\$ 36,449.07	\$ 53,577.81	\$ 13,536.22	\$ 56,792.13	\$ 166,057.35
Sept	\$ 3,056.30	\$ 1,073.34	\$ 20,718.91	\$ 48,140.84	\$ 11,174.65	\$ 49,007.98	\$ 133,172.02
Oct	\$ 2,705.50	\$ 1,255.74	\$ 13,020.58	\$ 40,587.55	\$ 6,772.60	\$ 66,570.50	\$ 130,912.47
Nov	\$ 4,740.58	\$ 676.76	\$ 14,983.43	\$ 57,503.46	\$ 8,208.79	\$ 43,155.32	\$ 129,268.34
Dec	\$ 2,268.50	\$ 193.12	\$ 8,485.56	\$ 40,315.63	\$ 6,814.76	\$ 35,752.27	\$ 93,829.84
Jan	\$ 817.28	\$ 35.32	\$ 8,189.25	\$ 28,733.56	\$ 2,671.62	\$ 39,205.10	\$ 79,652.13
Feb	\$ 334.16	\$ 546.61	\$ 2,992.07	\$ 23,404.13	\$ 1,136.40	\$ 27,465.38	\$ 55,878.75
March	\$ 412.52	\$ 190.22	\$ 1,609.35	\$ 26,862.80	\$ 1,723.52	\$ 24,363.11	\$ 55,161.52
April	\$ 162.72	\$ 105.55	\$ 2,050.47	\$ 19,708.17	\$ 784.48	\$ 11,593.30	\$ 34,404.69
May	\$ 48.00	\$ 43.60	\$ 450.80	\$ 13,091.82	\$ 3.20	\$ 2,217.21	\$ 15,854.63
June	\$ 342.61	\$ 429.75	\$ 5,816.25	\$ 20,131.35	\$ 1,071.28	\$ 48,253.43	\$ 76,044.67
	\$ 22,277.03	\$ 6,787.23	\$ 140,849.22	\$ 415,676.17	\$ 63,780.99	\$ 443,287.45	\$ 1,092,658.09

% By Type	2.04%	0.62%	12.89%	38.04%	5.84%	40.57%	100.00%
------------------	--------------	--------------	---------------	---------------	--------------	---------------	----------------



**JACKSON COUNTY TOURISM DEVELOPMENT AUTHORITY
TOTAL ROOM OCCUPANCY TAX COLLECTIONS BY MONTH**

Month	Tax Collected	# Units Reporting	% of Inc/Dec
July-2018	\$ 135,881.68	181	10%
July-2019	\$ 122,421.68	206	-9.91%
	\$ (13,460.00)	25	
August-2018	\$ 191,736.34	183	9%
August-2019	\$ 166,057.35	216	-13.39%
	\$ (25,678.99)	33	
September-2018	\$ 152,650.37	177	3%
September-2019	\$ 133,172.02	196	-12.76%
	\$ (19,478.35)	19	
October-2018	\$ 106,838.84	169	4%
October-2019	\$ 130,912.47	175	22.53%
	\$ 24,073.63	6	
November-2018	\$ 127,342.88	173	1%
November-2019	\$ 129,268.34	167	1.51%
	\$ 1,925.46	-6	
December-2018	\$ 106,016.63	165	-10%
December-2019	\$ 93,829.84	133	-11.50%
	\$ (12,186.79)	-32	
January-2019	\$ 60,207.39	149	18%
January-2020	\$ 79,652.13	120	32.30%
	\$ 19,444.74	-29	
February-2019	\$ 43,528.62	102	15%
February-2020	\$ 55,878.75	96	28.37%
	\$ 12,350.13	-6	
March-2019	\$ 45,185.00	106	4%
March-2020	\$ 55,161.52	93	22.08%
	\$ 9,976.52	-13	
April-2019	\$ 64,498.34	115	95%
April-2020	\$ 34,404.69	59	-46.66%
	\$ (30,093.65)	-56	
May-2019	\$ 68,385.86	133	35%
May-2020	\$ 15,854.63	36	-76.82%
	\$ (52,531.23)	-97	
June-2019	\$ 89,275.51	167	15%
June-2020	\$ 76,044.67	74	-14.82%
	\$ (13,230.84)	-93	
FYTD 2019	\$ 1,191,547.46		
FYTD 2020	\$ 1,092,658.09		

COUNTY OF JACKSON
 Trial Balance - Balance Sheet Accounts
 Report dates 06/01/2020 - thru - 06/30/2020

Account Number	Account Description	Beginning	Debits	Credits	Ending
		Balance			Balance
		Dr (Cr)			Dr (Cr)
24-1110-000-00	CASH ON HAND	87,156.92	119,225.91	95,247.35	111,135.48
24-1110-106-00	PETTY CASH	0.00	0.00	0.00	0.00
24-1130-000-00	CASH IN TIME DEPOSIT	400,000.00	0.00	0.00	400,000.00
24-1130-000-01	CASHIERS TTA CASH IN TIME DEPOSIT	0.00	0.00	0.00	0.00
24-1231-000-00	ACCOUNTS RECEIVABLE	0.00	189,058.69	0.00	189,058.69
24-1232-892-00	ACCTS RECEIVABLE SALES TAX	1,365.92	517.56	0.00	1,883.48
24-1232-893-00	ACCTS RECEIVABLE SALES TAX	438.40	0.00	438.40	0.00
24-1310-000-11	DUE FROM GENERAL FUND	0.00	0.00	0.00	0.00
24-1310-000-22	DUE FROM EMERGENCY TELEPHONE	0.00	0.00	0.00	0.00
Total Asset		488,961.24	308,802.16	95,685.75	702,077.65
24-2100-000-00	ACCOUNTS PAYABLE	0.00	38,056.25	39,037.59	(981.34)
24-2200-000-00	ACCRUED SALARIES PAYABLE	(6,135.78)	8,524.33	3,316.78	(928.23)
24-2200-175-00	FEDERAL TAX PAYABLE	0.00	1,341.81	1,341.81	0.00
24-2200-176-00	STATE TAX PAYABLE	0.00	480.00	480.00	0.00
24-2200-181-00	FICA TAX PAYABLE	0.00	755.85	755.85	0.00
24-2200-182-00	RETIREMENT PAYABLE	(1,557.80)	3,281.42	1,723.62	0.00
24-2200-187-00	MEDICARE TAX PAYABLE	0.00	176.78	176.78	0.00
24-2300-000-11	DUE TO GENERAL	0.00	40,223.56	40,223.56	0.00
24-2300-000-15	DUE TO PAYROLL	0.00	0.00	0.00	0.00
24-2300-000-22	DUE TO TELEPHONE FUND	0.00	0.00	0.00	0.00
24-2300-000-70	FUND BALANCE CASHIERS TTA	0.00	0.00	0.00	0.00
24-2300-100-00	FUND BALANCE JACKSON TTA	0.00	0.00	0.00	0.00
24-2900-000-00	FUND BALANCE	(446,580.36)	0.00	14,182.90	(460,763.26)
24-2900-000-01	RES BY STATE STATUTE	(95,356.61)	14,182.90	0.00	(81,173.71)
24-2900-000-02	RES BY STATE STATUTE-CASHIERS	0.00	0.00	0.00	0.00
24-2912-000-00	RESERVE FOR ENCUMBRANCES	708.21	38,360.10	38,684.31	384.00
24-2912-000-01	RESERVE FOR ENCUMBRANCES-PRIOR YEAR	(708.21)	38,684.31	38,360.10	(384.00)
24-3000-000-00	REVENUE CONTROL	(899,470.85)	0.00	265,172.12	(1,164,642.97)
24-4000-000-00	EXPENDITURE CONTROL	960,140.16	60,043.06	13,771.36	1,006,411.86
Total Liability		(488,961.24)	244,110.37	457,226.78	(702,077.65)
Total TOURISM DEVELOPMENT AUTH		0.00	552,912.53	552,912.53	0.00

COUNTY OF JACKSON
Income Statement
Report dates 07/01/2019 - thru - 06/30/2020

Account Number	Description	Adjusted Budget	Debits and Credits	Debits and Credits	Encumbrances	Balance	%
		07/01/2019 06/30/2020	06/01/2020 06/30/2020	07/01/2019 06/30/2020	07/01/2019 06/30/2020	07/01/2019 06/30/2020	Used
24-3230-130-00	JACKSON COUNTY TDA	924,600.00	263,640.75	1,154,126.64	0.00	-229,526.64	124.82
24-3230-130-04	JACKSON TDA - FUND BALAN	159,871.00	0.00	0.00	0.00	159,871.00	0.00
TAX REVENUE		1,084,471.00	263,640.75	1,154,126.64	0.00	-69,655.64	106.42
24-3270-170-01	JACKSON TDA - PENALTY	5,000.00	236.10	4,101.71	0.00	898.29	82.03
24-3270-190-00	MARKETING AND ADVERTISIN	0.00	1,200.00	1,200.00	0.00	-1,200.00	0.00
PENALTY & INTEREST		5,000.00	1,436.10	5,301.71	0.00	-301.71	106.03
24-3831-491-00	INVESTMENT EARNINGS	5,250.00	95.27	5,214.62	0.00	35.38	99.33
REVENUES		5,250.00	95.27	5,214.62	0.00	35.38	99.33
DEPARTMENT TOTAL Revenue		1,094,721.00	265,172.12	1,164,642.97	0.00	-69,921.97	106.39
24-4926-121-00	SALARIES & WAGES	113,408.00	2,447.64	104,882.56	0.00	8,525.44	92.48
24-4926-170-00	BOARD MEMBER EXPENSE	2,595.00	0.00	2,594.52	0.00	0.48	99.98
24-4926-181-00	SOCIAL SECURITY CONTRIBU	7,032.00	680.27	7,031.03	0.00	0.97	99.99
24-4926-182-00	RETIREMENT EXPENSE	9,365.00	1,246.75	9,628.99	0.00	-263.99	102.82
24-4926-183-00	HOSPITALIZATION INSURANC	15,367.00	0.00	14,691.50	0.00	675.50	95.60
24-4926-185-00	UNEMPLOYMENT INSURANCE	865.00	27.43	864.57	0.00	0.43	99.95
24-4926-186-00	WORKMAN'S COMPENSATION	1,588.00	0.00	1,545.00	0.00	43.00	97.29
24-4926-187-00	MEDICARE TAX	2,001.00	159.09	1,644.34	0.00	356.66	82.18
24-4926-190-00	PROFESSIONAL SER-COUNTY	16,250.00	1,354.17	16,250.04	0.00	-0.04	100.00
24-4926-191-00	PROFESSIONAL SER-AUDIT	7,200.00	0.00	7,200.00	0.00	0.00	0.00
24-4926-192-00	LEGAL SERVICES	2,000.00	0.00	0.00	0.00	2,000.00	0.00
24-4926-260-00	OFFICE SUPPLIES	9,778.00	762.47	9,746.97	0.00	31.03	99.68
24-4926-260-01	PROMO ITEMS	0.00	0.00	0.00	0.00	0.00	0.00
24-4926-299-00	MISCELLANEOUS	5,555.00	437.29	5,596.62	0.00	-41.62	100.75
24-4926-311-00	TRAVEL	20,423.00	74.50	19,343.03	0.00	1,079.97	94.71
24-4926-321-00	TELEPHONE	7,964.00	1,295.47	7,597.60	0.00	366.40	95.40
24-4926-321-02	TELEPHONE-DIRECTOR	0.00	0.00	0.00	0.00	0.00	0.00
24-4926-325-00	POSTAGE	10,451.00	91.10	6,089.48	0.00	4,361.52	58.27
24-4926-331-00	UTILITIES	2,045.00	145.23	2,041.27	0.00	3.73	99.82
24-4926-341-00	PRINTING	49,273.00	98.41	32,963.38	0.00	16,309.62	66.90
24-4926-351-00	REPAIRS & MAINT-BUILDING	542.00	0.00	541.50	0.00	0.50	99.91
24-4926-370-00	AD FIRM MEDIA	278,178.00	8,045.95	234,476.26	0.00	43,701.74	84.29
24-4926-370-01	WEBSITE SERVICE	27,398.00	2,262.33	27,397.96	0.00	0.04	100.00
24-4926-370-02	CREATIVE & PRODUCTION SE	40,884.00	0.00	40,881.81	0.00	2.19	99.99
24-4926-370-03	DIGITAL CAMPAIGN REPORTI	11,000.00	500.00	11,000.00	0.00	0.00	0.00

COUNTY OF JACKSON
Income Statement
Report dates 07/01/2019 - thru - 06/30/2020

Account Number	Description	Adjusted Budget 07/01/2019 06/30/2020	Debits and Credits 06/01/2020 06/30/2020	Debits and Credits 07/01/2019 06/30/2020	Encumbrances 07/01/2019 06/30/2020	Balance 07/01/2019 06/30/2020	% Used
24-4926-370-04	E-MAIL CAMPAIGNS	12,900.00	950.00	11,400.00	0.00	1,500.00	88.37
24-4926-370-05	SEM MANAGEMENT	13,500.00	0.00	13,500.00	0.00	0.00	0.00
24-4926-370-07	SOCIAL MEDIA	21,550.00	700.00	21,549.99	0.00	0.01	100.00
24-4926-370-08	VIDEO PRODUCTION	1,600.00	0.00	1,600.00	0.00	0.00	0.00
24-4926-393-00	VISITOR CENTER OPERATION	170,590.00	13,329.00	170,536.02	0.00	53.98	99.97
24-4926-393-01	PUBLIC RELATIONS	70,047.00	2,887.50	70,044.77	0.00	2.23	100.00
24-4926-393-02	CONTRACTED SERVICES	22,000.00	1,833.33	21,999.96	0.00	0.04	100.00
24-4926-393-03	CONTRACTED SERVICES-RECO	1,400.00	208.00	728.50	0.00	671.50	52.04
24-4926-393-05	CONTRACTED-WEBSITE	8,998.00	0.00	4,752.75	0.00	4,245.25	52.82
24-4926-393-06	CONTRACTED-AD FIRM RETAI	58,500.00	4,875.00	58,500.00	0.00	0.00	0.00
24-4926-393-07	CONTRACTED SERVICES-STR	7,245.00	0.00	7,245.00	0.00	0.00	0.00
24-4926-393-08	CONTRACTED-AD FIRM MISC	5,500.00	477.99	4,466.35	0.00	1,033.65	81.21
24-4926-393-11	SOFTWARE, INTERNET, MISC S	24,036.00	726.83	23,631.86	384.00	20.14	99.92
24-4926-393-13	CONTRACTED SERVICES-PHOT	100.00	0.00	100.00	0.00	0.00	0.00
24-4926-393-14	CONTRACTED SERVICES-HR O	10,720.00	155.95	7,573.95	0.00	3,146.05	70.65
24-4926-412-00	BUILDING RENT	6,000.00	500.00	6,000.00	0.00	0.00	0.00
24-4926-454-00	INSURANCE	2,447.00	0.00	2,446.00	0.00	1.00	99.96
24-4926-491-00	DUES AND SUBSCRIPTIONS	2,240.00	0.00	2,186.40	0.00	53.60	97.61
24-4926-550-00	CAPITAL OUTLAY	6,247.00	0.00	6,203.13	0.00	43.87	99.30
24-4926-550-01	CAPITAL PROJECTS	0.00	0.00	0.00	0.00	0.00	0.00
24-4926-699-00	GRANTS	4,589.00	0.00	4,588.75	0.00	0.25	99.99
24-4926-699-02	MISCELLANEOUS DONATIONS	3,350.00	0.00	3,350.00	0.00	0.00	0.00
24-4926-990-00	CONTINGENCY	0.00	0.00	0.00	0.00	0.00	0.00

TOURISM DEVELOPMENT AUTHORITY		1,094,721.00	46,271.70	1,006,411.86	384.00	87,925.14	91.97

DEPARTMENT TOTAL Expense		-1,094,721.00	-46,271.70	-1,006,411.86	384.00	-87,925.14	91.97
=====							

Fund 24 TOURISM DEVELOPMENT AUTH		0.00	218,900.42	158,231.11	384.00	-157,847.11	99.18
=====							

ACCOUNT ACTIVITY ANALYSIS

BC2001 BEGINNING 06/01/20 ENDING 06/30/20

TRANS DATE	PO NUMBER	INVOICE NUMBER	CHECK NUMBER	TRANSACTION/ VENDOR NAME	BEGINNING BAL/BUDGET	DEBITS	CREDITS	BALANCE
ACCOUNT # 24-4926-121-00 DESC: SALARIES & WAGES ASN:								
06/01/20				BUDGET BALANCE	113,408.00			102,434.92
06/11/20	TLJ		JE-192353	JOE: TDA PAYROLL 6/12/202	0.00	4,063.69	0.00	106,498.61
06/29/20	TLJ		JE-192402	JOA: JCTDA PAYROLL 6/26/2	0.00	0.00	4,063.70	102,434.91
06/29/20	TLJ		JE-192402	JOA: JCTDA PAYROLL 6/26/2	0.00	4,063.70	0.00	106,498.61
06/29/20	TLJ		JE-192402	JOE: JCTDA PAYROLL 6/26/2	0.00	4,063.70	0.00	110,562.31
06/30/20	TLJ		JE-192351	JOE: FY20 ACCRUED SALARIE	0.00	2,844.58	0.00	113,406.89
06/30/20			JE-192590	JOE: FY 20 VACATION PAYAB	0.00	0.00	8,524.33	104,882.56
TOTALS					113,408.00	117,470.59	12,588.03	104,882.56
ACCOUNT # 24-4926-170-00 DESC: BOARD MEMBER EXPENSE ASN:								
06/01/20				BUDGET BALANCE	2,494.00			2,594.52
TOTALS					2,494.00	2,684.49	89.97	2,594.52
ACCOUNT # 24-4926-181-00 DESC: SOCIAL SECURITY CONTRIBUTION ASN:								
06/11/20	TLJ		JE-192354	JOE: TDA FRINGE 6/12/2020	0.00	251.95	0.00	6,602.71
06/29/20	TLJ		JE-192403	JOE: JCTDA PAYROLL 6/26/2	0.00	251.95	0.00	6,854.66
06/30/20	TLJ		JE-192351	JOE: FY20 ACCRUED SALARIE	0.00	176.37	0.00	7,031.03
TOTALS					7,032.00	7,282.98	251.95	7,031.03
ACCOUNT # 24-4926-182-00 DESC: RETIREMENT EXPENSE ASN:								
06/01/20				BUDGET BALANCE	9,365.00			8,382.24
06/11/20	TLJ		JE-192354	JOE: TDA FRINGE 6/12/2020	0.00	363.70	0.00	8,745.94
06/29/20	TLJ		JE-192403	JOE: JCTDA PAYROLL 6/26/2	0.00	363.70	0.00	9,109.64
06/30/20	TLJ		JE-192351	JOE: FY20 ACCRUED SALARIE	0.00	254.59	0.00	9,364.23
06/30/20	TLJ		JE-192657	JOE: JE CORRECTION	0.00	264.76	0.00	9,628.99
TOTALS					9,365.00	9,992.69	363.70	9,628.99
ACCOUNT # 24-4926-183-00 DESC: HOSPITALIZATION INSURANCE ASN:								
06/01/20				BUDGET BALANCE	15,367.00			14,691.50
TOTALS					15,367.00	14,691.50	0.00	14,691.50

ACCOUNT ACTIVITY ANALYSIS

BC2001

BEGINNING 06/01/20 ENDING 06/30/20

TRANS DATE	PO NUMBER	INVOICE NUMBER	CHECK NUMBER	TRANSACTION/ VENDOR NAME	BEGINNING BAL/BUDGET	DEBITS	CREDITS	BALANCE
ACCOUNT # 24-4926-183-00 DESC: HOSPITALIZATION INSURANCE ASN: =====> CONTINUED <=====								
ACCOUNT # 24-4926-185-00 DESC: UNEMPLOYMENT INSURANCE ASN:								
06/11/20		TLJ	JE-192354	JOE: TDA FRINGE 6/12/2020	0.00	13.72	0.00	850.86
06/29/20		TLJ	JE-192403	JOE: JCTDA PAYROLL 6/26/2	0.00	13.71	0.00	864.57
-								
TOTALS					486.00	905.21	40.64	864.57
ACCOUNT # 24-4926-186-00 DESC: WORKMAN'S COMPENSATION ASN:								
06/01/20 BUDGET BALANCE					1,588.00			1,545.00
-								
TOTALS					1,588.00	1,545.00	0.00	1,545.00
ACCOUNT # 24-4926-187-00 DESC: MEDICARE TAX ASN:								
06/11/20		TLJ	JE-192354	JOE: TDA FRINGE 6/12/2020	0.00	58.92	0.00	1,544.17
06/29/20		TLJ	JE-192403	JOE: JCTDA PAYROLL 6/26/2	0.00	58.93	0.00	1,603.10
06/30/20		TLJ	JE-192351	JOE: FY20 ACCRUED SALARIE	0.00	41.24	0.00	1,644.34
-								
TOTALS					2,001.00	1,703.25	58.91	1,644.34
ACCOUNT # 24-4926-190-00 DESC: PROFESSIONAL SER-COUNTY ASN:								
06/01/20 BUDGET BALANCE					16,250.00			14,895.87
06/30/20		TLJ	JE-192411	JOE: TDA ADMIN JUNE,2020	0.00	1,354.17	0.00	16,250.04
-								
TOTALS					16,250.00	16,250.04	0.00	16,250.04
ACCOUNT # 24-4926-191-00 DESC: PROFESSIONAL SER-AUDIT ASN:								
06/01/20 BUDGET BALANCE					7,200.00			7,200.00
-								
TOTALS					7,200.00	7,200.00	0.00	7,200.00
ACCOUNT # 24-4926-192-00 DESC: LEGAL SERVICES ASN:								
TOTALS					2,000.00	0.00	0.00	0.00

ACCOUNT ACTIVITY ANALYSIS

BC2001

BEGINNING 06/01/20 ENDING 06/30/20

TRANS DATE	PO NUMBER	INVOICE NUMBER	CHECK NUMBER	TRANSACTION/ VENDOR NAME	BEGINNING BAL/BUDGET	DEBITS	CREDITS	BALANCE
------------	-----------	----------------	--------------	-----------------------------	-------------------------	--------	---------	---------

ACCOUNT # 24-4926-192-00 DESC: LEGAL SERVICES ASN: =====> CONTINUED <=====

ACCOUNT # 24-4926-260-00 DESC: OFFICE SUPPLIES ASN:

06/02/20		052720	01*266923	BUSINESS CARD	0.00	327.62	0.00	9,312.12
06/10/20		1RJM-LCVW-	01*267010	AMAZON CAPITAL SERVICES	0.00	171.19	0.00	9,483.31
06/10/20		052720	01*266923	BUSINESS CARD	0.00	0.00	20.13	9,463.18
06/10/20		1RJM-LCVW-	01*267010	AMAZON CAPITAL SERVICES	0.00	0.00	11.20	9,451.98
06/30/20	20671	27301	01*267363	JXT COMPANY	0.00	64.19	0.00	9,516.17
06/30/20	20671	27301	01*267363	JXT COMPANY	0.00	235.40	0.00	9,751.57
06/30/20	20671	27301	01*267363	JXT COMPANY	0.00	16.05	0.00	9,767.62
06/30/20		27301	01*267363	JXT COMPANY	0.00	0.00	4.20	9,763.42
06/30/20		27301	01*267363	JXT COMPANY	0.00	0.00	15.40	9,748.02
06/30/20		27301	01*267363	JXT COMPANY	0.00	0.00	1.05	9,746.97

TOTALS 8,703.00 10,691.22 944.25 9,746.97

ACCOUNT # 24-4926-260-01 DESC: PROMO ITEMS ASN:

06/01/20				BUDGET BALANCE	0.00			0.00
----------	--	--	--	----------------	------	--	--	------

TOTALS 0.00 0.00 0.00 0.00

ACCOUNT # 24-4926-299-00 DESC: MISCELLANEOUS ASN:

06/02/20		052620	01*266922	BUSINESS CARD	0.00	342.68	0.00	5,502.01
06/02/20		052720	01*266923	BUSINESS CARD	0.00	17.00	0.00	5,519.01
06/10/20		052620	01*266922	BUSINESS CARD	0.00	0.00	22.39	5,496.62
06/22/20		3446	01*267194	ALLEN STREET STORAGE	0.00	80.00	0.00	5,576.62
06/29/20		037311	01*267347	CHEROKEE BOTTLED WATER	0.00	48.04	0.00	5,624.66
06/29/20		TLJ	JE-192402	JOA: JCTDA PAYROLL 6/26/2	0.00	0.00	25.00	5,599.66
06/30/20		037311	01*267347	CHEROKEE BOTTLED WATER	0.00	0.00	3.04	5,596.62

TOTALS 5,140.00 5,686.84 90.22 5,596.62

ACCOUNT # 24-4926-311-00 DESC: TRAVEL ASN:

06/01/20				BUDGET BALANCE	20,423.00			19,268.53
06/30/20		070720	02*6142	CALEB MICHAEL SULLIVAN	0.00	74.50	0.00	19,343.03

TOTALS 20,423.00 23,683.40 4,340.37 19,343.03

ACCOUNT ACTIVITY ANALYSIS

BC2001

BEGINNING 06/01/20 ENDING 06/30/20

TRANS DATE	PO NUMBER	INVOICE NUMBER	CHECK NUMBER	TRANSACTION/ VENDOR NAME	BEGINNING BAL/BUDGET	DEBITS	CREDITS	BALANCE
------------	-----------	----------------	--------------	-----------------------------	-------------------------	--------	---------	---------

ACCOUNT # 24-4926-311-00 DESC: TRAVEL ASN: =====> CONTINUED <=====

ACCOUNT # 24-4926-311-01 DESC: TRAVEL-DIRECTOR ASN:

06/01/20				BUDGET BALANCE	0.00			0.00
----------	--	--	--	----------------	------	--	--	------

				TOTALS	0.00	0.00	0.00	0.00
--	--	--	--	--------	------	------	------	------

ACCOUNT # 24-4926-311-02 DESC: FAM/MEDIA MISSION ASN:

				TOTALS	0.00	0.00	0.00	0.00
--	--	--	--	--------	------	------	------	------

ACCOUNT # 24-4926-321-00 DESC: TELEPHONE ASN:

06/01/20		50134	01*266774	BALSAMWEST	0.00	0.00	719.17	5,582.96
06/01/20		50134	01*266774	BALSAMWEST	0.00	361.85	0.00	5,944.81
06/01/20		50134	01*266774	BALSAMWEST	0.00	719.17	0.00	6,663.98
06/02/20		51405	01*266970	BALSAMWEST	0.00	379.88	0.00	7,043.86
06/08/20		51406	01*266970	BALSAMWEST	0.00	361.85	0.00	7,405.71
06/10/20		9855192917	01*266836	VERIZON WIRELESS	0.00	191.89	0.00	7,597.60

				TOTALS	7,964.00	12,371.80	4,774.20	7,597.60
--	--	--	--	--------	----------	-----------	----------	----------

ACCOUNT # 24-4926-321-01 DESC: CONFERENCE CALL SERVICE ASN:

06/01/20				BUDGET BALANCE	0.00			0.00
----------	--	--	--	----------------	------	--	--	------

				TOTALS	0.00	0.00	0.00	0.00
--	--	--	--	--------	------	------	------	------

ACCOUNT # 24-4926-321-02 DESC: TELEPHONE-DIRECTOR ASN:

				TOTALS	0.00	0.00	0.00	0.00
--	--	--	--	--------	------	------	------	------

ACCOUNT # 24-4926-325-00 DESC: POSTAGE ASN:

06/22/20		17VA27250	01*267192	UPS	0.00	6.90	0.00	6,005.28
----------	--	-----------	-----------	-----	------	------	------	----------

ACCOUNT ACTIVITY ANALYSIS

BC2001

BEGINNING 06/01/20 ENDING 06/30/20

TRANS DATE	PO NUMBER	INVOICE NUMBER	CHECK NUMBER	TRANSACTION/ VENDOR NAME	BEGINNING BAL/BUDGET	DEBITS	CREDITS	BALANCE
ACCOUNT # 24-4926-325-00 DESC: POSTAGE ASN: =====> CONTINUED <=====								
06/29/20		17VA27260	01*267351	UPS	0.00	34.20	0.00	6,039.48
06/30/20		070620A	01*267561	BUSINESS CARD	0.00	50.00	0.00	6,089.48
-								
TOTALS					10,451.00	6,562.16	472.68	6,089.48

ACCOUNT # 24-4926-331-00 DESC: UTILITIES ASN:								
06/01/20				BUDGET BALANCE	2,000.00			1,896.04
06/03/20		06/10/2020	01*266882	TUCKASEIGEE WATER & SEWER	0.00	43.82	0.00	1,939.86
06/24/20		06/25/2020	01*267086	DUKE ENERGY	0.00	101.41	0.00	2,041.27
-								
TOTALS					2,000.00	2,041.27	0.00	2,041.27

ACCOUNT # 24-4926-341-00 DESC: PRINTING ASN:								
06/01/20				BUDGET BALANCE	49,273.00			32,864.97
06/02/20	SH		JE-192299	JOE: DEPT COPIES 05/2020	0.00	12.81	0.00	32,877.78
06/30/20	62743		01*267704	THE SYLVA HERALD	0.00	85.60	0.00	32,963.38
-								
TOTALS					49,273.00	33,302.67	339.29	32,963.38

ACCOUNT # 24-4926-351-00 DESC: REPAIRS & MAINT-BUILDING ASN:								
06/01/20				BUDGET BALANCE	542.00			541.50
-								
TOTALS					542.00	579.40	37.90	541.50

ACCOUNT # 24-4926-370-00 DESC: AD FIRM MEDIA ASN:								
06/10/20		43948-4395	01*267003	RAWLE MURDY ASSOCIATES, I	0.00	7,571.95	0.00	234,002.26
06/30/20		236470	01*267629	GROWTHZONE	0.00	474.00	0.00	234,476.26
-								
TOTALS					284,148.00	234,476.26	0.00	234,476.26

ACCOUNT # 24-4926-370-01 DESC: WEBSITE SERVICE ASN:								
06/01/20				BUDGET BALANCE	24,798.00			25,135.63

ACCOUNT ACTIVITY ANALYSIS

BC2001

BEGINNING 06/01/20 ENDING 06/30/20

TRANS DATE	PO NUMBER	INVOICE NUMBER	CHECK NUMBER	TRANSACTION/ VENDOR NAME	BEGINNING BAL/BUDGET	DEBITS	CREDITS	BALANCE
------------	-----------	----------------	--------------	-----------------------------	-------------------------	--------	---------	---------

ACCOUNT # 24-4926-370-01 DESC: WEBSITE SERVICE ASN: =====> CONTINUED <=====

06/10/20		43948-4395 01*267003		RAWLE MURDY ASSOCIATES, I	0.00	2,262.33	0.00	27,397.96
TOTALS					24,798.00	27,397.96	0.00	27,397.96

ACCOUNT # 24-4926-370-02 DESC: CREATIVE & PRODUCTION SERVICES ASN:

06/01/20				BUDGET BALANCE	40,184.00			40,881.81
TOTALS					40,184.00	40,881.81	0.00	40,881.81

ACCOUNT # 24-4926-370-03 DESC: DIGITAL CAMPAIGN REPORTING ASN:

06/10/20		43948-4395 01*267003		RAWLE MURDY ASSOCIATES, I	0.00	500.00	0.00	11,000.00
TOTALS					11,000.00	33,810.13	22,810.13	11,000.00

ACCOUNT # 24-4926-370-04 DESC: E-MAIL CAMPAIGNS ASN:

06/01/20				BUDGET BALANCE	12,900.00			10,450.00
06/10/20		43948-4395 01*267003		RAWLE MURDY ASSOCIATES, I	0.00	950.00	0.00	11,400.00
TOTALS					12,900.00	11,400.00	0.00	11,400.00

ACCOUNT # 24-4926-370-05 DESC: SEM MANAGEMENT ASN:

06/01/20				BUDGET BALANCE	13,500.00			13,500.00
TOTALS					13,500.00	13,500.00	0.00	13,500.00

ACCOUNT # 24-4926-370-06 DESC: GUEST BLOGS ASN:

TOTALS					0.00	0.00	0.00	0.00
--------	--	--	--	--	------	------	------	------

ACCOUNT # 24-4926-370-07 DESC: SOCIAL MEDIA ASN:

06/10/20		43948-4395 01*267003		RAWLE MURDY ASSOCIATES, I	0.00	700.00	0.00	21,549.99
----------	--	----------------------	--	---------------------------	------	--------	------	-----------

ACCOUNT ACTIVITY ANALYSIS

BC2001

BEGINNING 06/01/20 ENDING 06/30/20

TRANS DATE	PO NUMBER	INVOICE NUMBER	CHECK NUMBER	TRANSACTION/ VENDOR NAME	BEGINNING BAL/BUDGET	DEBITS	CREDITS	BALANCE
------------	-----------	----------------	--------------	-----------------------------	-------------------------	--------	---------	---------

ACCOUNT # 24-4926-370-07 DESC: SOCIAL MEDIA ASN: =====> CONTINUED <=====

				TOTALS	20,850.00	21,549.99	0.00	21,549.99
--	--	--	--	--------	-----------	-----------	------	-----------

ACCOUNT # 24-4926-370-08 DESC: VIDEO PRODUCTION ASN:

06/01/20				BUDGET BALANCE	1,600.00			1,600.00
----------	--	--	--	----------------	----------	--	--	----------

				TOTALS	1,600.00	1,600.00	0.00	1,600.00
--	--	--	--	--------	----------	----------	------	----------

ACCOUNT # 24-4926-393-00 DESC: VISITOR CENTER OPERATIONS ASN:

06/10/20	140489	01*266802		JACKSON CO. CHAMBER OF CO	0.00	6,000.00	0.00	163,207.02
06/10/20	140489	01*266802		JACKSON CO. CHAMBER OF CO	0.00	780.00	0.00	163,987.02
06/10/20	140489	01*266802		JACKSON CO. CHAMBER OF CO	0.00	160.00	0.00	164,147.02
06/10/20	140489	01*266802		JACKSON CO. CHAMBER OF CO	0.00	189.00	0.00	164,336.02
06/10/20	141814	01*266827		CASHIERS CHAMBER OF COMME	0.00	5,500.00	0.00	169,836.02
06/10/20	141814	01*266827		CASHIERS CHAMBER OF COMME	0.00	700.00	0.00	170,536.02

				TOTALS	167,090.00	170,885.02	349.00	170,536.02
--	--	--	--	--------	------------	------------	--------	------------

ACCOUNT # 24-4926-393-01 DESC: PUBLIC RELATIONS ASN:

06/01/20				BUDGET BALANCE	69,797.00			67,157.27
06/10/20	10-0620	01*266978		PINEAPPLE PUBLIC RELATION	0.00	2,887.50	0.00	70,044.77

				TOTALS	69,797.00	70,064.23	19.46	70,044.77
--	--	--	--	--------	-----------	-----------	-------	-----------

ACCOUNT # 24-4926-393-02 DESC: CONTRACTED SERVICES ASN:

06/01/20				BUDGET BALANCE	22,000.00			20,166.63
06/30/20	TLJ	JE-192411		JOE: TDA ADMIN JUNE,2020	0.00	1,833.33	0.00	21,999.96

				TOTALS	22,000.00	21,999.96	0.00	21,999.96
--	--	--	--	--------	-----------	-----------	------	-----------

ACCOUNT # 24-4926-393-03 DESC: CONTRACTED SERVICES-RECORDING ASN:

06/01/20				BUDGET BALANCE	1,400.00			520.50
----------	--	--	--	----------------	----------	--	--	--------

ACCOUNT ACTIVITY ANALYSIS

BC2001

BEGINNING 06/01/20 ENDING 06/30/20

TRANS DATE	PO NUMBER	INVOICE NUMBER	CHECK NUMBER	TRANSACTION/ VENDOR NAME	BEGINNING BAL/BUDGET	DEBITS	CREDITS	BALANCE

ACCOUNT # 24-4926-399-00 DESC: CONTRACTED SERVICES ASN: =====> CONTINUED <=====								

-				TOTALS	0.00	0.00	0.00	0.00
=====								
ACCOUNT # 24-4926-412-00 DESC: BUILDING RENT ASN:								
06/30/20	TLJ	JE-192409		JOE: TDA BUILDING RENT 6/	0.00	500.00	0.00	6,000.00

-				TOTALS	6,000.00	6,000.00	0.00	6,000.00
=====								
ACCOUNT # 24-4926-454-00 DESC: INSURANCE ASN:								
06/01/20				BUDGET BALANCE	2,447.00			2,446.00

-				TOTALS	2,447.00	2,446.00	0.00	2,446.00
=====								
ACCOUNT # 24-4926-491-00 DESC: DUES AND SUBSCRIPTIONS ASN:								

-				TOTALS	2,240.00	2,297.10	110.70	2,186.40
=====								
ACCOUNT # 24-4926-550-00 DESC: CAPITAL OUTLAY ASN:								

-				TOTALS	6,247.00	6,597.31	394.18	6,203.13
=====								
ACCOUNT # 24-4926-550-01 DESC: CAPITAL PROJECTS ASN:								

-				TOTALS	0.00	0.00	0.00	0.00
=====								
ACCOUNT # 24-4926-699-00 DESC: GRANTS ASN:								

-				TOTALS	4,589.00	4,588.75	0.00	4,588.75
=====								
ACCOUNT # 24-4926-699-01 DESC: SPECIAL PROJECTS ASN:								

-				TOTALS	0.00	0.00	0.00	0.00
=====								

ACCOUNT ACTIVITY ANALYSIS

BC2001

BEGINNING 06/01/20 ENDING 06/30/20

TRANS DATE	PO NUMBER	INVOICE NUMBER	CHECK NUMBER	TRANSACTION/ VENDOR NAME	BEGINNING BAL/BUDGET	DEBITS	CREDITS	BALANCE
------------	-----------	----------------	--------------	-----------------------------	-------------------------	--------	---------	---------

ACCOUNT # 24-4926-699-01 DESC: SPECIAL PROJECTS ASN: =====> CONTINUED <=====

ACCOUNT # 24-4926-699-02 DESC: MISCELLANEOUS DONATIONS ASN:

TOTALS				3,200.00	3,350.00	0.00	3,350.00
--------	--	--	--	----------	----------	------	----------

ACCOUNT # 24-4926-699-03 DESC: SOLAR ECLIPSE PROMOTION ASN:

TOTALS				0.00	0.00	0.00	0.00
--------	--	--	--	------	------	------	------

ACCOUNT # 24-4926-990-00 DESC: CONTINGENCY ASN:

TOTALS				0.00	0.00	0.00	0.00
--------	--	--	--	------	------	------	------

REPORT TOTALS	BEGINNING BAL/BUDGET	DEBITS	CREDITS	ENDING BALANCE
---------------	-------------------------	--------	---------	-------------------

ASSETS

LIABILITIES

Total Assets & Liabilities:	0.00	0.00	0.00	0.00
-----------------------------	------	------	------	------

REVENUE

EXPENSES	1,094,721.00		48,708.92	
		1,055,120.78		1,006,411.86

Total Revenue & Expenses:	1,094,721.00		48,708.92	
		1,055,120.78		1,006,411.86